

---

# WELCOME 2023 COMMUNITY BOND ADVISORY COMMITTEE !

March 29, 2023



# WHY BOND 2023 NOW?

---

- Welcome

## Bond History

- 3 to 4 year bond cycle for campus renovations, safety, technology, new schools
- Spring 2020 bond committee postponed due to COVID
- May 2021 bond election
- Current enrollment growth & PASA demographic projections driving the need for new schools
- Goal is to:
  - ✓ open future schools on time for kids and effectively manage campus capacities
  - ✓ develop a zero tax rate increase schools bond package

**Greg Schulte**  
**Katy ISD Board President**



# Katy ISD Bond History

YEAR	AMOUNT	YEAR	AMOUNT
1994 5 new schools	\$90 MM	Nov 2010 8 schools, renos	\$459.8 MM
1996 4 new schools	\$130 MM	Nov 2013* student activity facilities	\$99 MM <i>* Failed bond</i>
Oct 1999 6 new schools, PACs	\$324.4 MM	Nov 2014 6 schools, student activity facilities	\$748 MM
Oct 2002 8 new schools	\$315.6 MM	Nov 2017 6 schools, renos, safety, technology	\$609.2MM
May 2006* 6 new schools, renos	\$261.5 MM	May 2021 5 schools, renos, safety, technology	\$676.2MM
Nov 2006 - 6 new schools, renos	\$269.5 MM		

WELCOME FROM THE CBAC CHAIR

---

## Alejandro Avendano Bond Chairperson





# TRANSCEND<sup>4</sup>

Collaboration | Communication | Critical Thinking | Creativity

Greg McIntyre

Facilitator

[greg@transcend4.com](mailto:greg@transcend4.com)

# AGENDA

---

- WELCOME: BOARD PRESIDENT AND SUPT
- WHY BOND 2023 NOW
- **PROCESS OVERVIEW**
- KATY ISD ENROLLMENT
- TEACHING AND LEARNING
- LONG-RANGE FACILITIES PLAN
- BUILDING COMPONENTS
- FINANCIAL CAPACITY
- TABLE TALK WITH Q&A
- CLOSING



# AGENDA

## Meeting #1

Welcome

Process, timeline, vision, end goal

Decision Making Model

Demographer Report

Connecting the Dots

Long-Range Facilities Plan

School Finance

## Meeting #2

FAQ's and Clarifications

New and Existing Schools

Component Replacement

Technology Overview

Safety and Security

Bond Proposal Overview

## Meeting #3

FAQ's and Clarifications

Bond Proposal Detail

Mock Vote (paper/pencil)

## Meeting #4

FAQ's and Clarifications

Opinion Poll

Required Ballot Verbiage

Vote by Proposition (CoVoice)

Communication/Next Steps

## AT-YOUR-TABLE INTRODUCTIONS

---

Name

Occupation

Connection to KISD

- What makes Katy ISD such a great district?
- What makes Katy ISD so unique and special?



---

# HOUSEKEEPING

- All relevant materials and information will be distributed to you as handouts.
- Due to time constraints, no breaks have been scheduled. Please take care of your personal needs on your own.
- The Katy ISD leadership team is here to serve you and to be a resource. Ask questions.
- Your attendance at every meeting will help yield optimum results for this committee and your community.

---

# GROUND RULES



- **Only one speaker at a time**
- Respect the person who is speaking
- Listen with a desire to contribute & learn
- Engage in the ENTIRE meeting

---

# Q&A PROCESS

- Each table will discuss the information presented and select one question to ask.
- Unanswered questions or concerns will be placed on the 'parking lot' to be answered later via email at **[bond@katyisd.org](mailto:bond@katyisd.org)**.

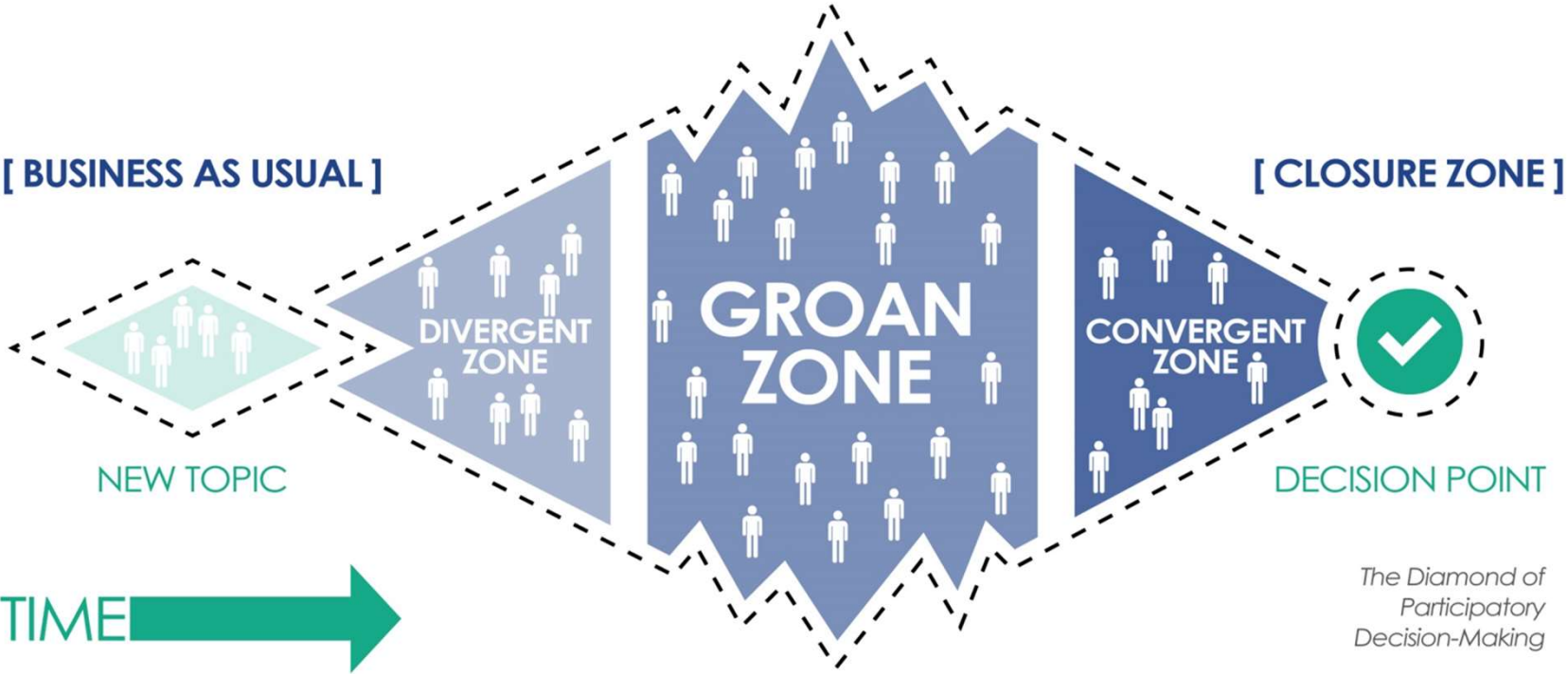
# CONSENSUS & GRADIENTS OF AGREEMENT

<b>ENDORSEMENT</b>	<b>ENDORSEMENT WITH A MINOR POINT OF CONTENTION</b>	<b>AGREEMENT WITH RESERVATIONS</b>	<b>ABSTAIN</b>	<b>STAND ASIDE</b>	<b>FORMAL DISAGREEMENT, BUT WILLING TO GO WITH THE MAJORITY</b>	<b>FORMAL DISAGREEMENT, WITH REQUEST TO BE ABSOLVED OF RESPONSIBILITY</b>	<b>BLOCK</b>
<i>"I like it."</i>	<i>"Basically, I like it."</i>	<i>"I can live with it."</i>	<i>"I have no opinion."</i>	<i>"I don't like this, but I don't want to hold up the group."</i>	<i>"I want my disagreement noted in writing, but I'll support the decision."</i>	<i>"I don't want to stop anyone else, but I don't want to be involved in implementing it."</i>	<i>"I veto this proposal."</i>

*This scale makes it easier for participants to be honest. Using it, members can register less-than-whole-hearted support without fearing that their statement will be interpreted as a veto.*

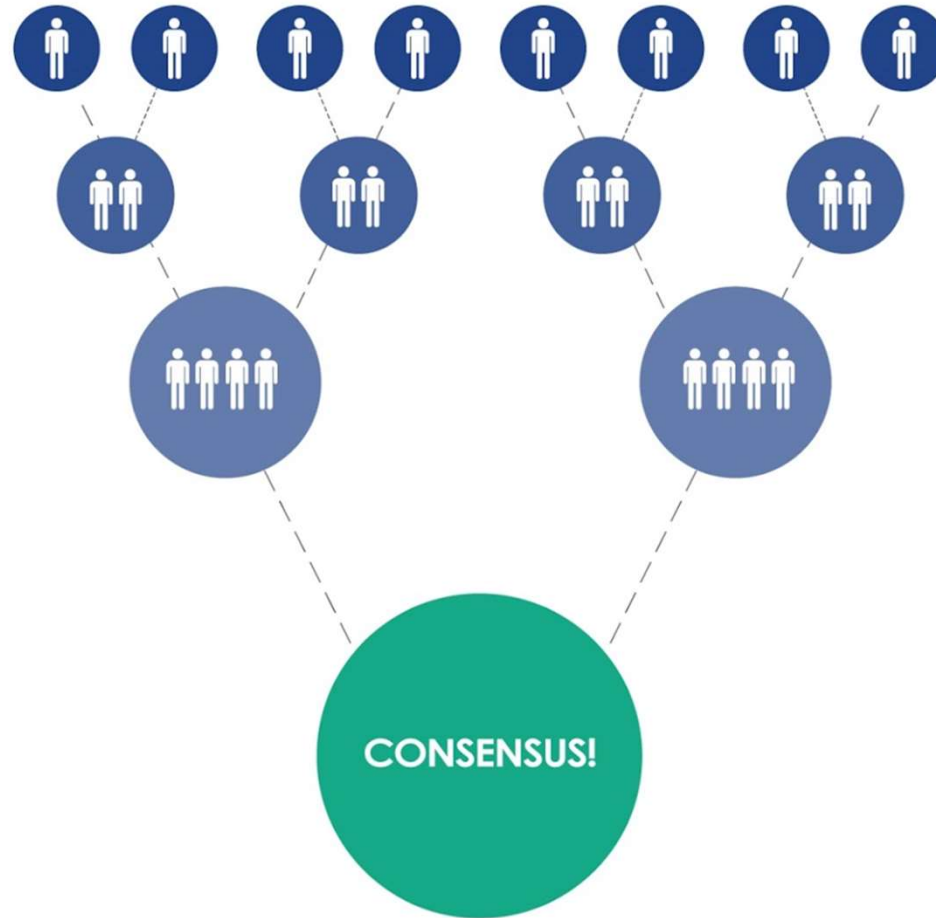


# DYNAMICS OF GROUP DECISION-MAKING



# CONSENSUS BUILDING MODEL

---



# LOCATION OF TODAY'S PRESENTATIONS IN YOUR BINDER

---

<u>Binder Tab</u>	<u>Title</u>
Tab 6:	Committee Process & Overview
Tab 7:	Katy ISD Demographic Study/ PASA Student Enrollment
Tab 10:	Connecting the Dots with Teaching, Learning & Facilities
Tab 11:	Long-Range Facilities Plan/Facility Assessment Overview/Long-Rang Facilities Plan and Process for Projects
Tab 12:	Building Life-Cycle Replacement Schedule/Maintenance & Operations
Tab 13:	School Finance & Bonds/Financial Capacity

# PASA STUDENT ENROLLMENT

---

PRESENTED BY:

TED VIERLING  
CHIEF OPERATIONS OFFICER

KRIS POOL  
POPULATION AND SURVEY ANALYSTS





# KATY ISD

## DEMOGRAPHIC STUDY

POPULATION AND SURVEY ANALYSTS  
[WWW.PASATX.COM](http://WWW.PASATX.COM)



# DEMOGRAPHIC TRENDS

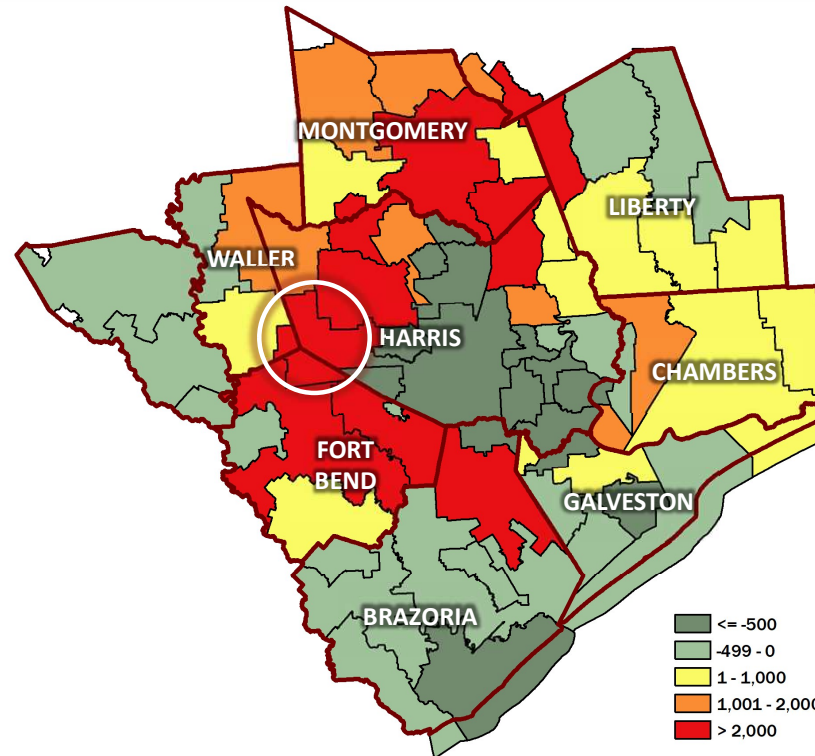


# Numeric Change in Enrollment

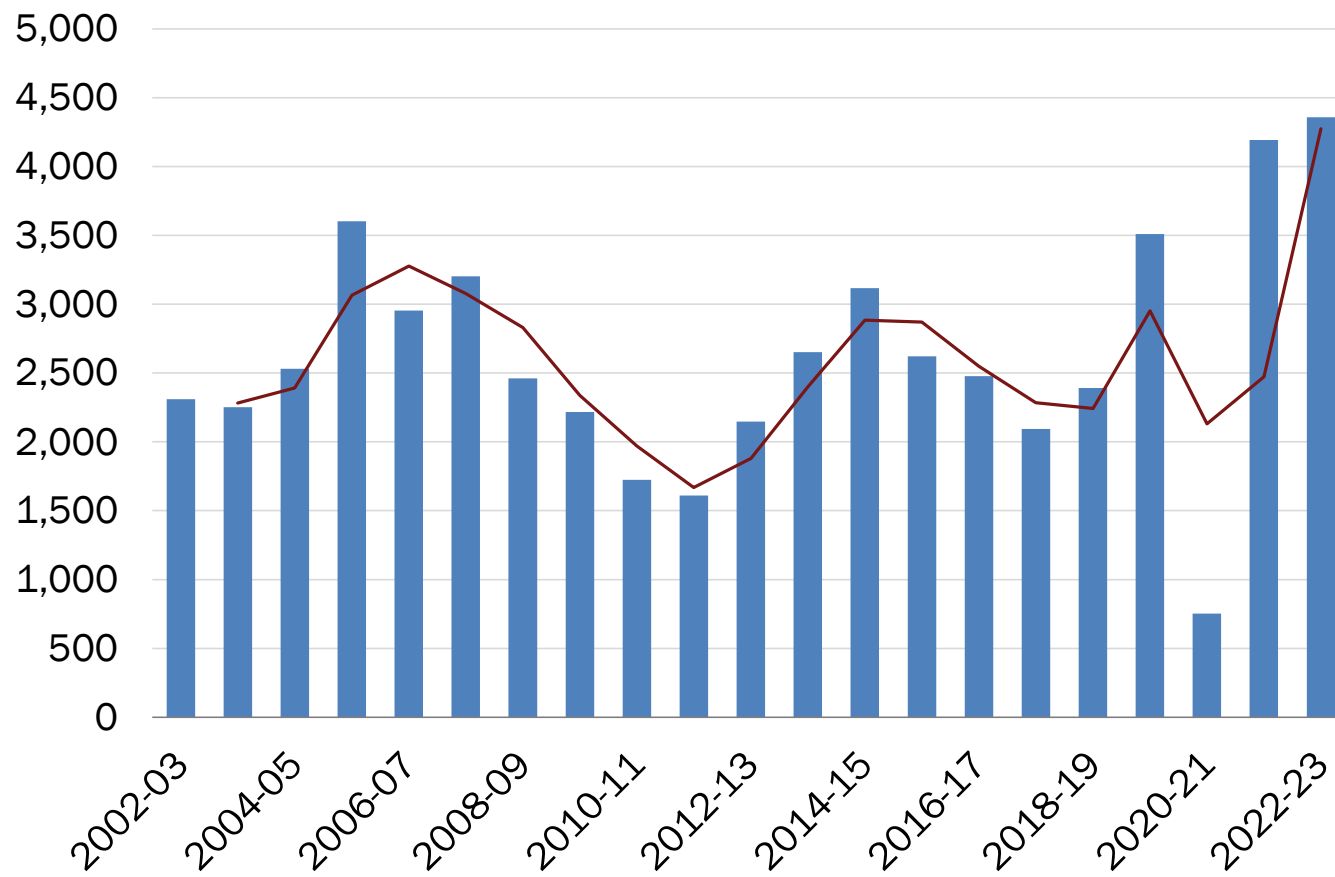
Fall 2016 – Fall 2021



	School District	Change
1	Katy ISD	12,940
2	Lamar CISD	8,750
3	Conroe ISD	7,997
4	Humble ISD	6,888
5	Cleveland ISD	6,132
6	Tomball ISD	5,330
7	Alvin ISD	4,498
8	Fort Bend ISD	3,399
9	New Caney ISD	2,439
10	Cy-Fair ISD	2,349
11	Sheldon ISD	1,686
12	Barbers Hill ISD	1,552
13	Waller ISD	1,512
14	Klein ISD	1,484
15	Willis ISD	1,121



# Total Enrollment Change





# CURRENT STUDENTS



# Students per Household



Single-Family



0.72

Multi-Family



0.37

# ECONOMY



# Economy & Housing Market



## 01 Employment

- MSA workforce recovered to its pre-Pandemic size by April 2022
- Job growth in the greater Houston MSA was strengthening, but still hadn't recovered in all sectors

## 02 Economic Outlook

- Inflation, consumer confidence, and fears of a looming recession shaped the 2022 economy
- The Federal Reserve had raised interest rates six times since March and was expected to continue raising rates until inflation is under control
- The National average for a 30-year fixed rate mortgage was over 7%, more than double a year prior, making home ownership unattainable for certain potential buyers

## 03 Housing Market

- Robust in late 2020 & 2021, due to lower interest rates, record prices, and high demand
- Now market is cooling
  - Permits and sales had slowed since early 2022
  - Prices were depreciating
  - Inventories were on the rise

# HOUSING







## Single-Family Housing

*Over the next 10 years, PASA projects 27,681 single-family units (~60% of total new housing projections). These occupancies are predominately in the northwestern quadrant of the district.*



### **Master Planned Communities**

Sunterra, Elyson, and Cane Island lead projected occupancies in the first five years, while development in Bridgeland, Anniston & “Northwest Katy” is projected to pick-up in the latter half of the projection period.

In total, these 6 communities are projected to contribute nearly 50% of single-family projections through 2032.

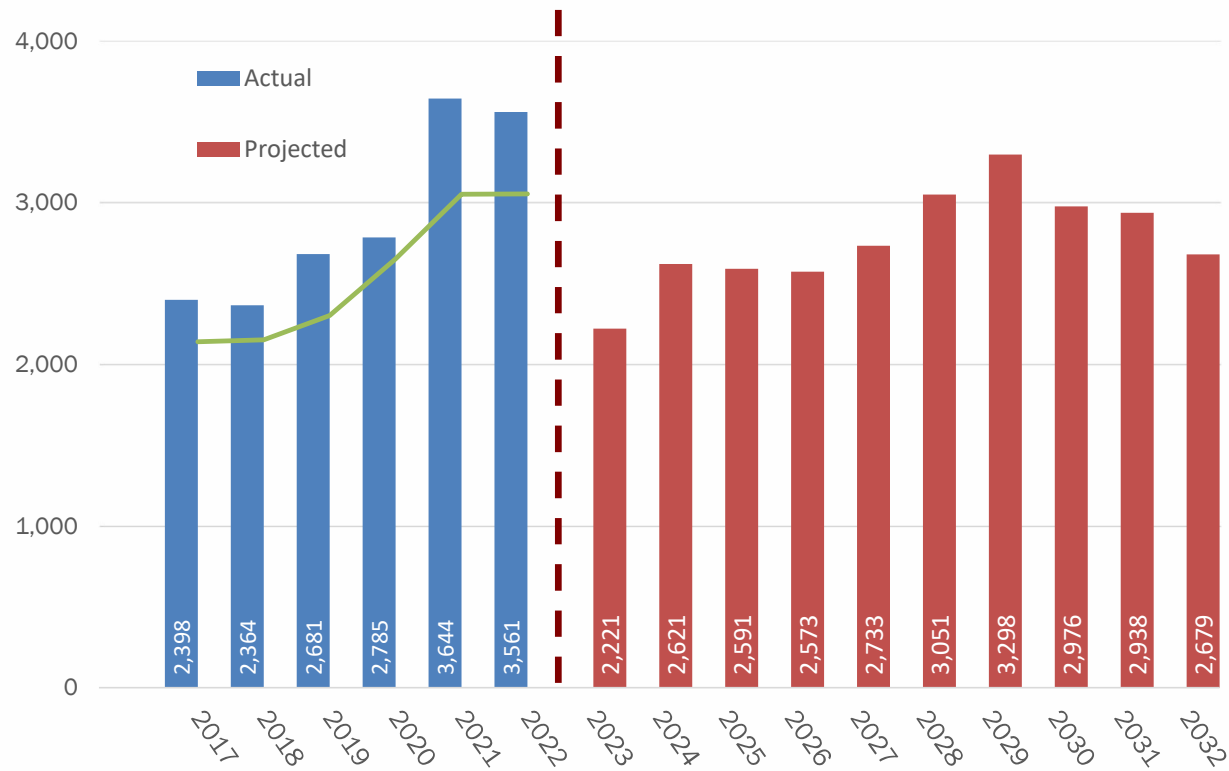
### **Manufactured Housing**

Two contiguous manufactured housing developments are projected to add over 1,100 occupancies in a single land use zone (3A) over the projection period.

# Past and Projected New Housing Occupancies



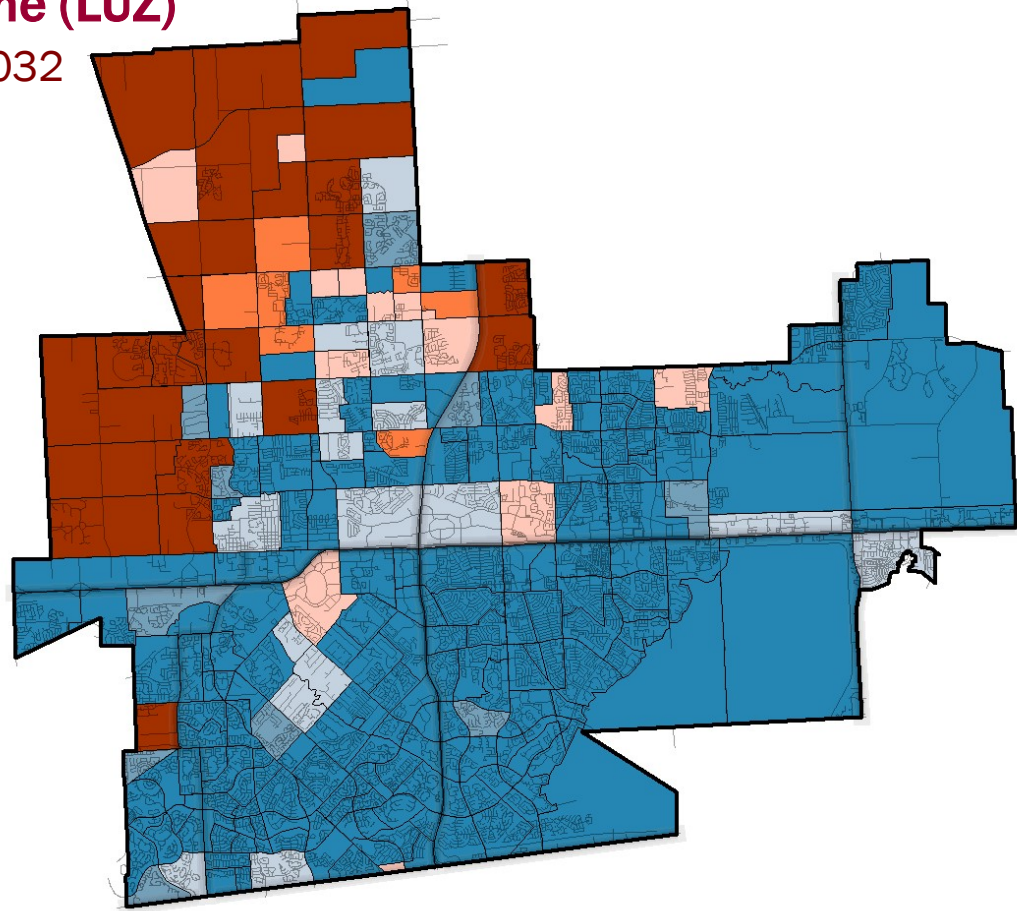

## Single-Family Housing in Katy ISD



Source: Metrostudy Q2 Annual Closings 2017-22; PASA Demographic Study 2022-23

# Projected Single-Family Occupancies by Land Use Zone (LUZ)

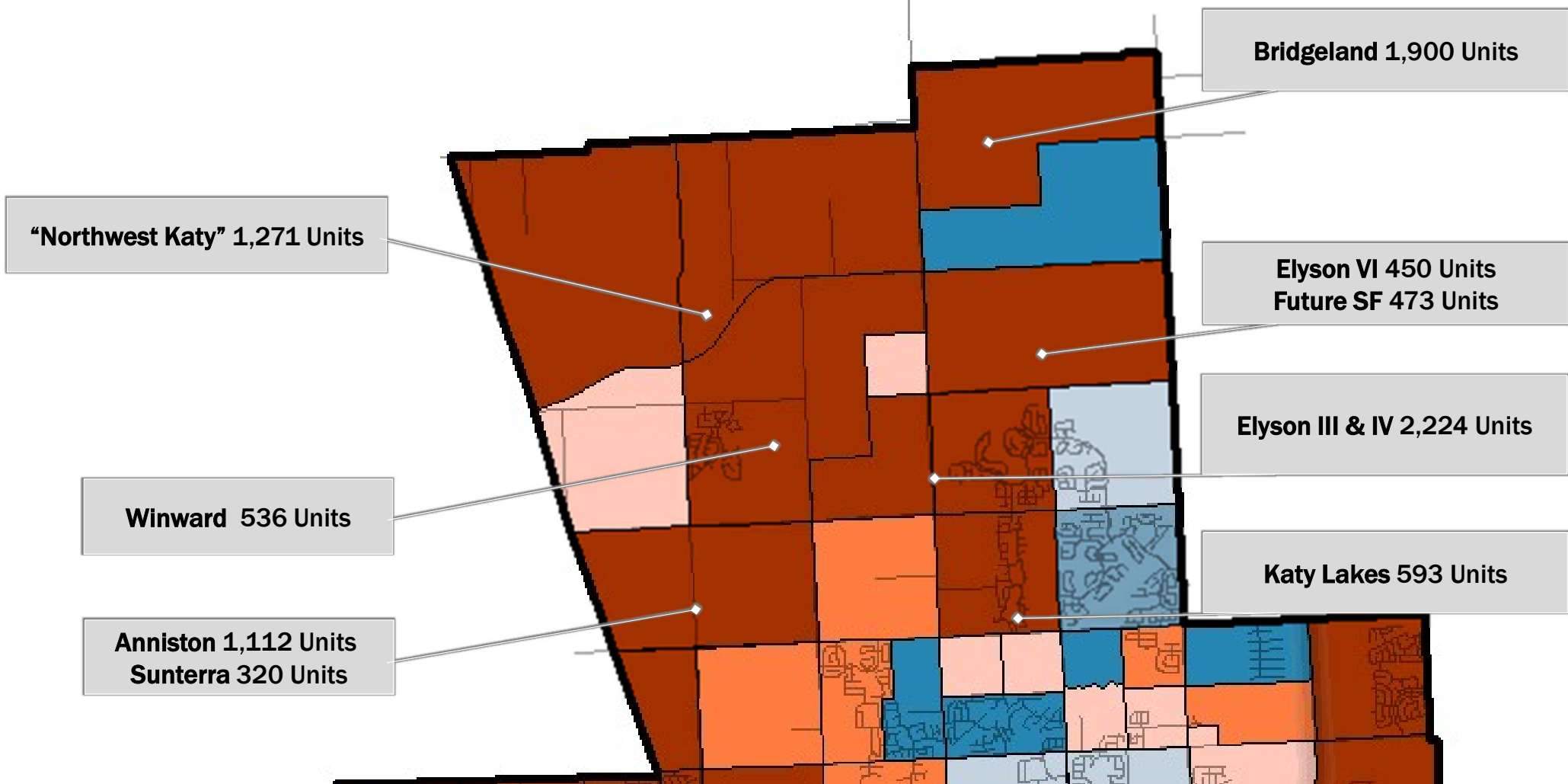
Oct 2022 to Oct 2032





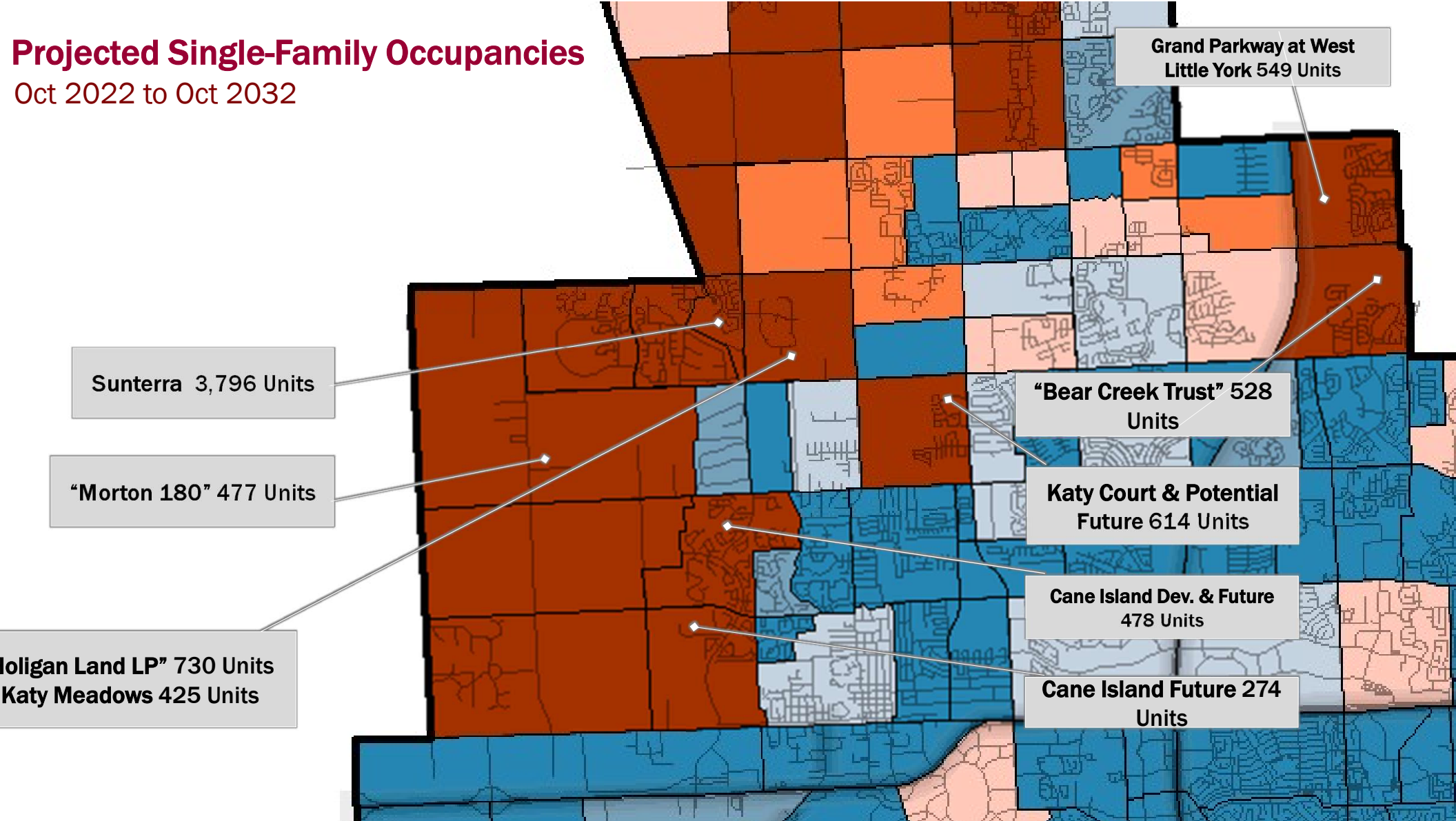
# Projected Single-Family Occupancies

Oct 2022 to Oct 2032



# Projected Single-Family Occupancies

Oct 2022 to Oct 2032



Sunterra 3,796 Units

"Morton 180" 477 Units

"Holigan Land LP" 730 Units  
Katy Meadows 425 Units

Grand Parkway at West Little York 549 Units

"Bear Creek Trust" 528 Units

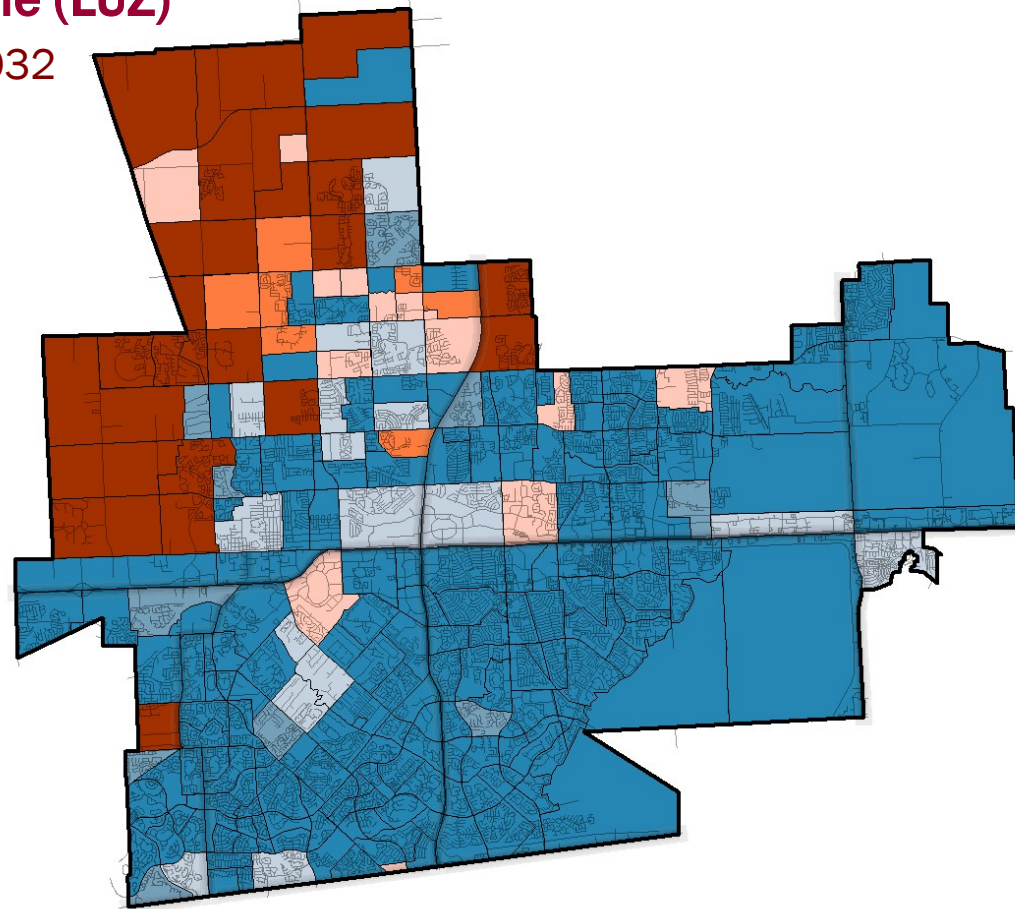
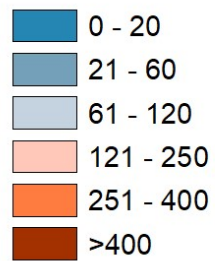
Katy Court & Potential Future 614 Units

Cane Island Dev. & Future 478 Units

Cane Island Future 274 Units

# Projected Single-Family Occupancies by Land Use Zone (LUZ)

Oct 2022 to Oct 2032



# Multi-Family Housing



17,071 multi-family occupancies are projected through 2032. This is nearly 37% of total projected new housing. Multi-family occupancies are projected to peak in 2024-2025 with ~2,845 occupancies.



**~11.9%**

of current students live in Multi-family units

**36.9%**

of all projected future housing units are multi-family

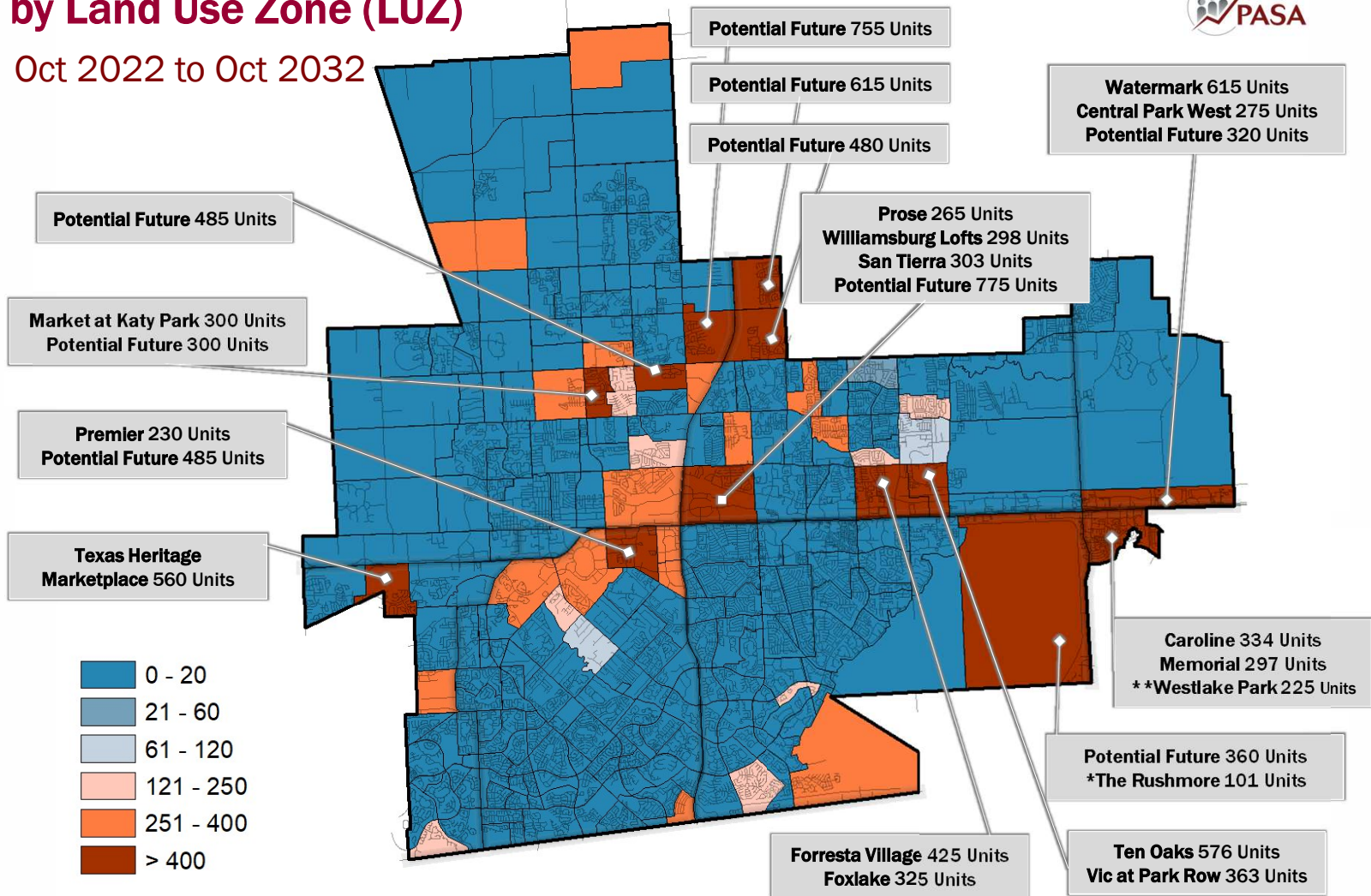
**15.5%**

of all projected future students are from new multi-family housing

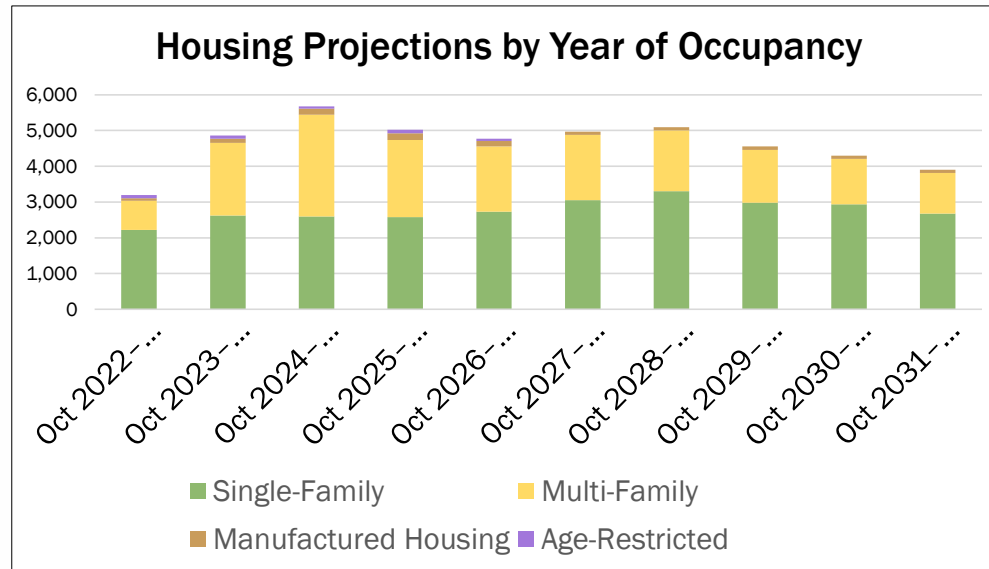


# Projected Multi-Family Occupancies by Land Use Zone (LUZ)

Oct 2022 to Oct 2032



# New Housing Projections by Year of Occupancy



Housing Type	Oct 2022- Oct 2023	Oct 2023- Oct 2024	Oct 2024- Oct 2025	Oct 2025- Oct 2026	Oct 2026- Oct 2027	Oct 2027- Oct 2028	Oct 2028- Oct 2029	Oct 2029- Oct 2030	Oct 2030- Oct 2031	Oct 2031- Oct 2032	<b>Oct 2022- Oct 2032</b>
Single-Family	2,221	2,621	2,591	2,573	2,733	3,051	3,298	2,976	2,938	2,679	<b>27,681</b>
Multi-Family	815	2,029	2,845	2,158	1,821	1,820	1,700	1,483	1,270	1,130	<b>17,071</b>
Manufactured Housing	69	118	173	191	154	90	90	90	90	90	<b>1,155</b>
Age-Restricted	85	87	60	100	60	0	0	0	0	0	<b>392</b>
<b>Total</b>	<b>3,190</b>	<b>4,855</b>	<b>5,669</b>	<b>5,022</b>	<b>4,768</b>	<b>4,961</b>	<b>5,088</b>	<b>4,549</b>	<b>4,298</b>	<b>3,899</b>	<b>46,299</b>

# STUDENT PROJECTIONS



# Factors Incorporated into Projections



**92,724** October 2022

**102,365** Low Growth

- Birth rates do not increase, low KG growth
- Increasing interest rates
- 2-3 larger charters opening in or near Katy ISD

**107,357** Moderate Growth

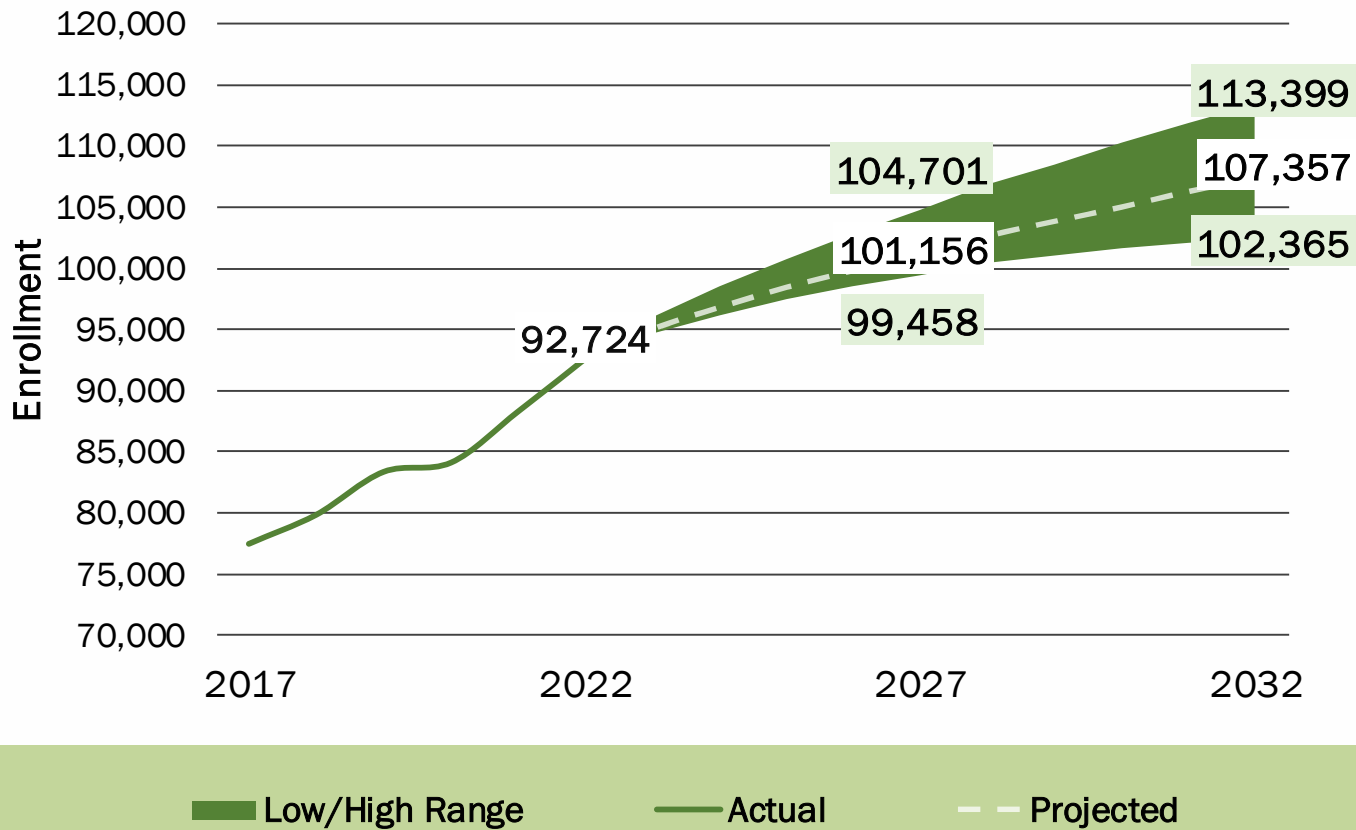
- KG growth, but fairly low
- Mortgage rates do not rise over 6.5-7%
- Short-term pause in building

**113,399** High Growth

- Stable interest rates
- No major charters in around Katy ISD in the next 5 years



# Three Scenarios of Growth



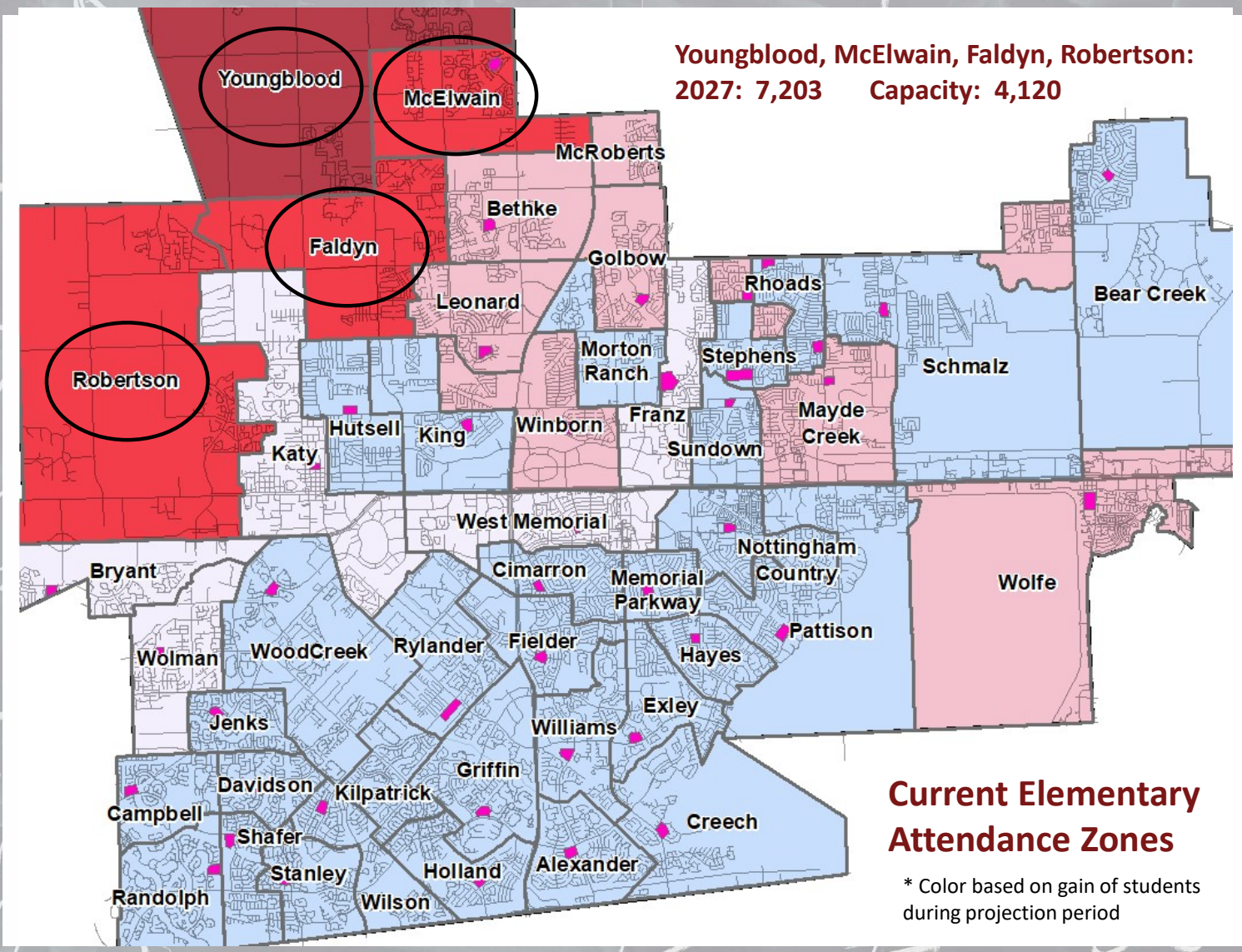
## Moderate Growth Scenario



	2023	2024	2025	2026	2027
<b>Enrollment</b>	<b>95,104</b>	<b>96,867</b>	<b>98,493</b>	<b>99,864</b>	<b>101,156</b>
<b>% Growth</b>	<b>2.57%</b>	<b>1.85%</b>	<b>1.68%</b>	<b>1.39%</b>	<b>1.29%</b>
<b>Growth</b>	<b>2,380</b>	<b>1,763</b>	<b>1,626</b>	<b>1,371</b>	<b>1,292</b>
	2028	2029	2030	2031	2032
<b>Enrollment</b>	<b>102,664</b>	<b>103,852</b>	<b>105,013</b>	<b>106,274</b>	<b>107,357</b>
<b>% Growth</b>	<b>1.49%</b>	<b>1.16%</b>	<b>1.12%</b>	<b>1.20%</b>	<b>1.02%</b>
<b>Growth</b>	<b>1,508</b>	<b>1,188</b>	<b>1,161</b>	<b>1,261</b>	<b>1,083</b>

# LONG-RANGE PLANNING





A

B

$\sin 30^\circ = \sin$

$= \cos$

$\tan x +$

$a + b$

$\pi - \alpha$

$60^\circ$

$0^\circ$

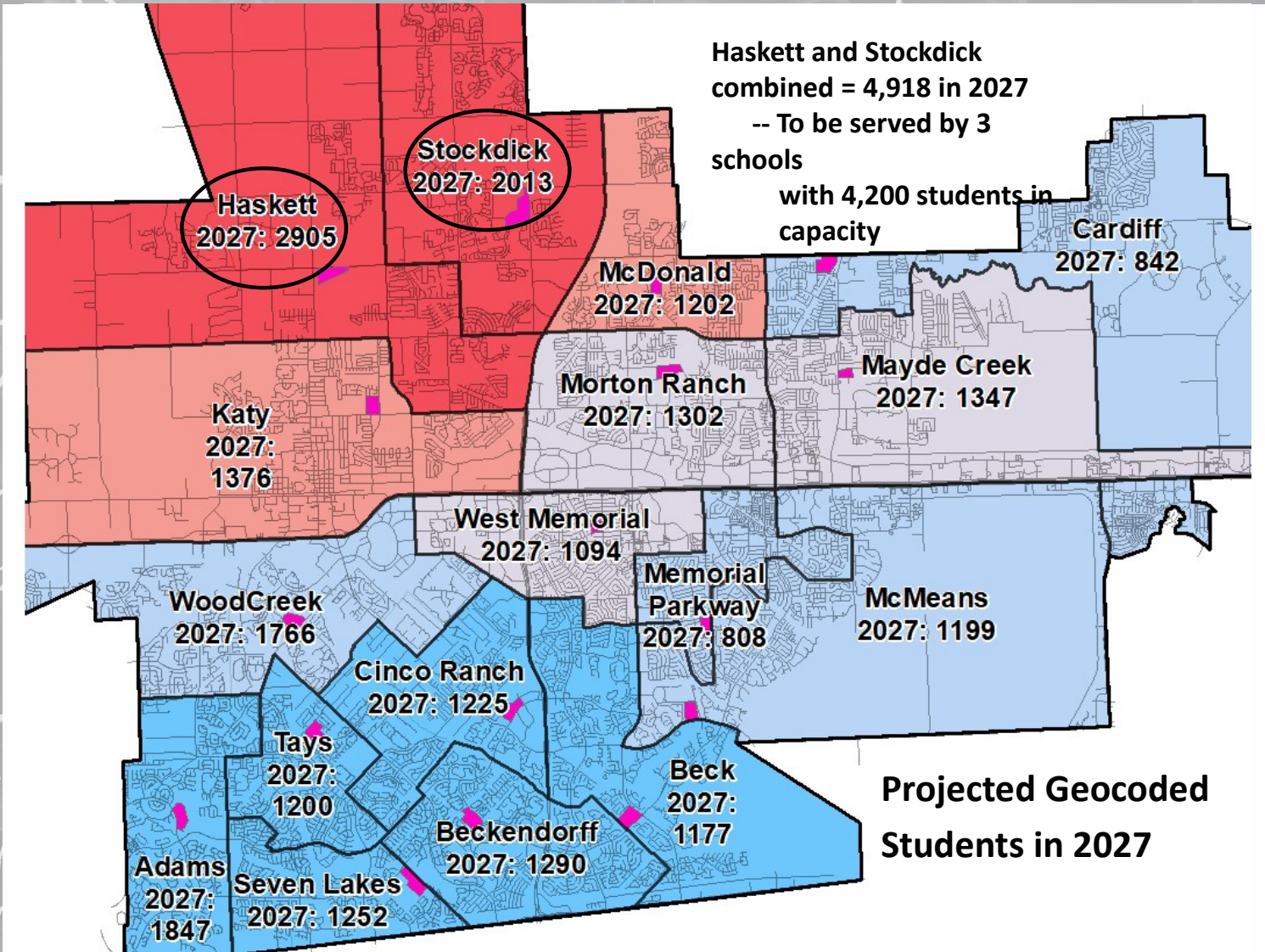
$2\pi$



# Elementary School Planning Summary

- ▶ **Numerous additional schools later in the NW**
- ▶ **Possible tweaks to AZs as population shifts over time in existing subdivisions and in-fill continues**
- ▶ **All new elementary schools will need bond funds**

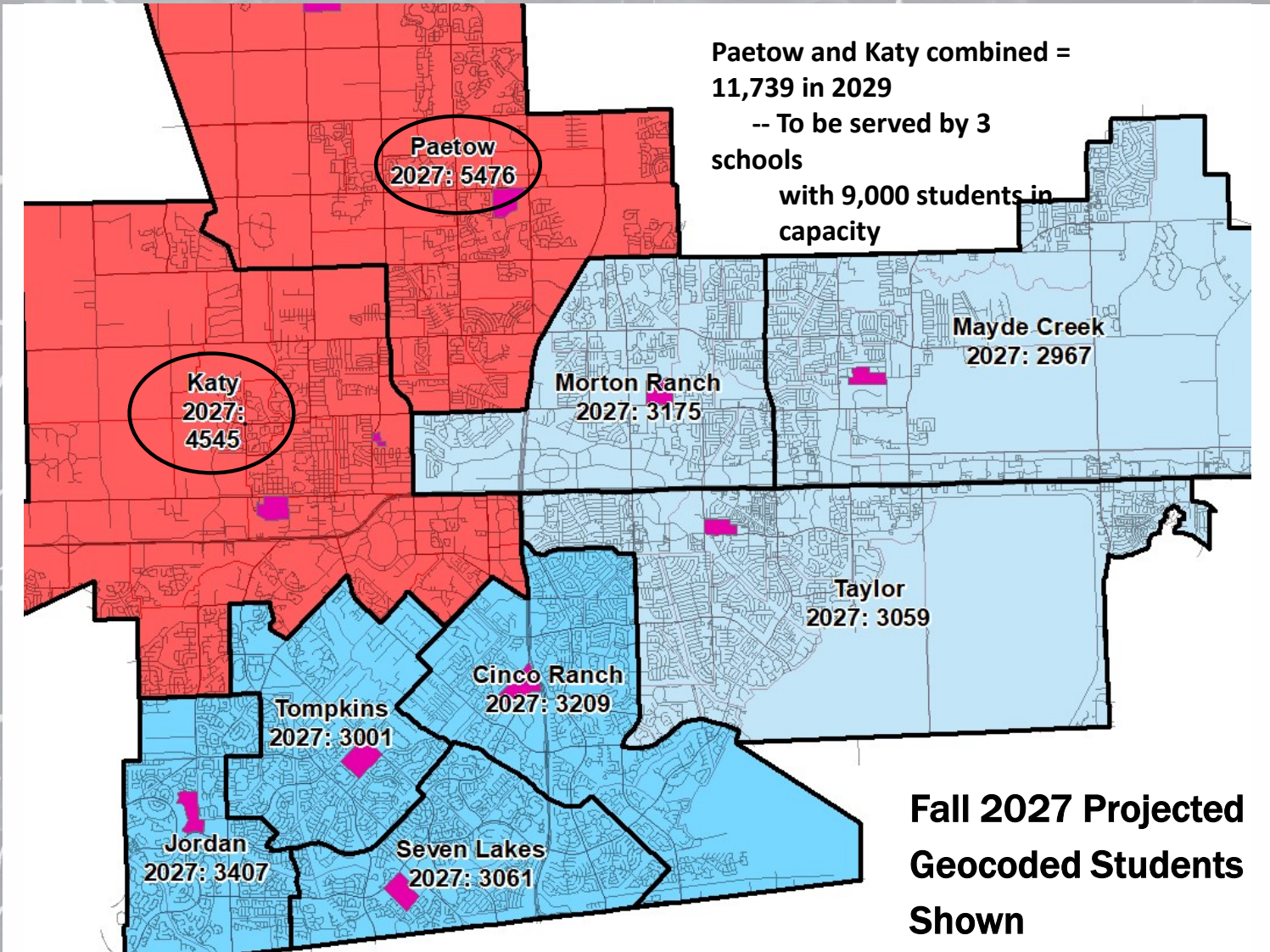




# Junior High School Planning Summary

- ▶ SW should ultimately age
- ▶ Several additional junior highs in the northwestern portion of the District
  - ▶ District owns land and has bond funds available for JH 18; all others require bond funds









# High School Planning Summary

- ▶ High School 10 in 6B to relieve KHS and PHS
- ▶ HS 10 could be full by the middle of the projection period, with growth still expected
- ▶ District not expected to be built-out at the end of the projection period
- ▶ Could get additional high school space from alternative HS programs

QUESTIONS?





# KATY ISD

## DEMOGRAPHIC STUDY



POPULATION AND SURVEY ANALYSTS  
[WWW.PASATX.COM](http://WWW.PASATX.COM)

## TABLE TALK

---

### Table Talk

(5 MINUTES TO DEVELOP  
A TABLE QUESTION)



Q/A

---

## Q&A Process

(20 MINUTES TO ASK QUESTIONS AT MIC)



# TEACHING AND LEARNING: CONNECTING THE DOTS WITH NEW FACILITIES

---

PRESENTED BY:

DR. CHRISTINE CASKEY  
CHIEF ACADEMIC OFFICER



# AGENDA

---

- Katy ISD Learners
- District Accomplishments
- Teaching and Learning
- Facilities for Learning

## OUR MISSION

---

Katy Independent School District, the leader in educational excellence, together with family and community, provides unparalleled learning experiences designed to prepare and inspire each student to live an honorable, fulfilling life ... *to create the future.*





# What Does a New Elementary School Look Like?



# WHAT DO KATY ISD LEARNERS LOOK LIKE?

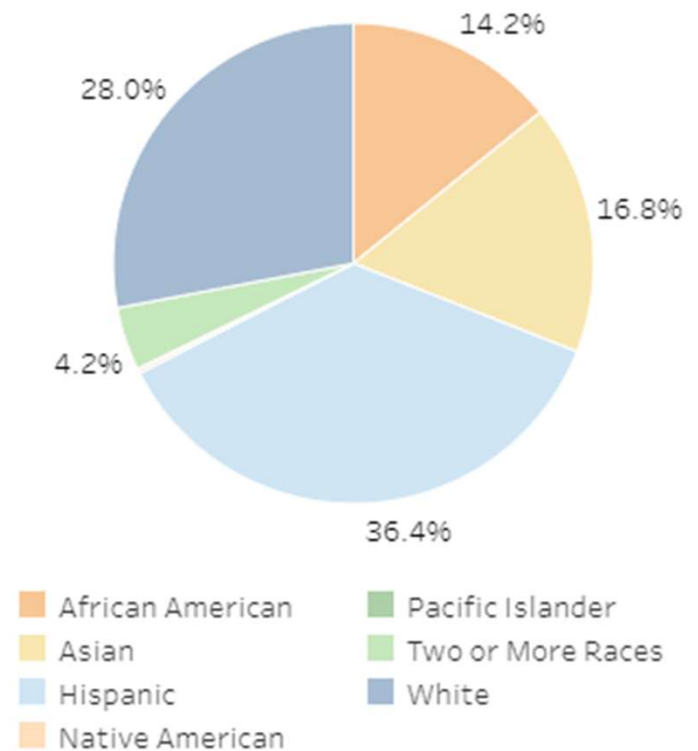
---



# WHAT DO KATY ISD LEARNERS LOOK LIKE?

	#	%
African American	13,269	14.2%
Asian	15,715	16.8%
Hispanic	34,088	36.4%
Native American	211	0.2%
Pacific Islander	111	0.1%
Two or More Races	3,971	4.2%
White	26,158	28.0%
<b>Grand Total</b>	<b>93,523</b>	<b>100.0%</b>

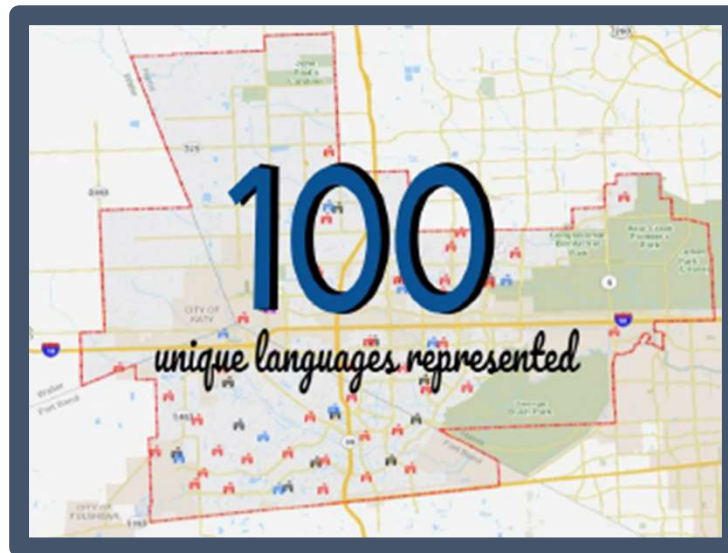
Enrollment updated monthly. Last updated: 3/1/2023



# HOW MANY LANGUAGES ARE SPOKEN IN KATY ISD?

---

- A. 25
- B. 50
- C. 100
- D. 125



WHAT PERCENTAGE OF KATY ISD STUDENTS ARE CLASSIFIED AS ECONOMICALLY DISADVANTAGED?

---

A. 20%

B. 30%

C. 40%

D. 50%

**C. 40%**

WHAT PERCENTAGE OF KATY ISD STUDENTS ARE IDENTIFIED AS GIFTED AND TALENTED?

---

- A. 8%
- B. 15%
- C. 24%
- D. 36%

**A. 8%**

# HOW MANY STUDENTS RECEIVE SPECIAL EDUCATION SERVICES?

---

- A. 10,052
- B. 14,700
- C. 951
- D. 5,002

**B. 14,700**



HOW MANY HOMELESS STUDENTS DO WE  
EDUCATE IN KATY ISD?

---

- A. 175
- B. 432
- C. 922
- D. 1002

**C. 922**

# KATY ISD DISTRICT ACCOMPLISHMENTS

---

Of the top 5 largest districts in Texas, Katy ISD has the highest rating with a 91/A.

KATY



# KATY ISD DISTRICT ACCOMPLISHMENTS

---

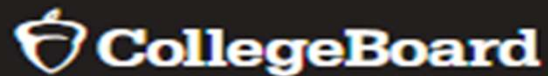
Katy ISD consistently outperforms the region and the state on state and national assessments including the ACT and SAT.



# KATY ISD DISTRICT ACCOMPLISHMENTS

---

Katy ISD has been recognized as one of College Board's Annual AP Districts and has been consistently recognized for increasing access to Advanced Placement while also increasing the percentage of students who score a 3 or higher on their AP exams.



# KATY ISD DISTRICT ACCOMPLISHMENTS

---



#1 BEST SCHOOL DISTRICTS IN HOUSTON AREA

[Katy Independent School District](#) ✓



Overall Niche Grade

How are grades calculated?

Data Sources



Academics



Diversity



Teachers



College Prep



Clubs & Activities



Administration



# KATY ISD DISTRICT ACCOMPLISHMENTS

---

Recognized by the National Association of Music Merchants Best Communities for Music Education for over 20 years



**Proud BCME District**





# KATY ISD CURRICULUM

---

- Based on the Texas Essential Knowledge and Skills (TEKS)

School districts in Texas are required to utilize state standards called the Texas Essential Knowledge and Skills (TEKS). These standards govern the specific skills to be taught at a given grade level or course (Texas Education Code 28.002).



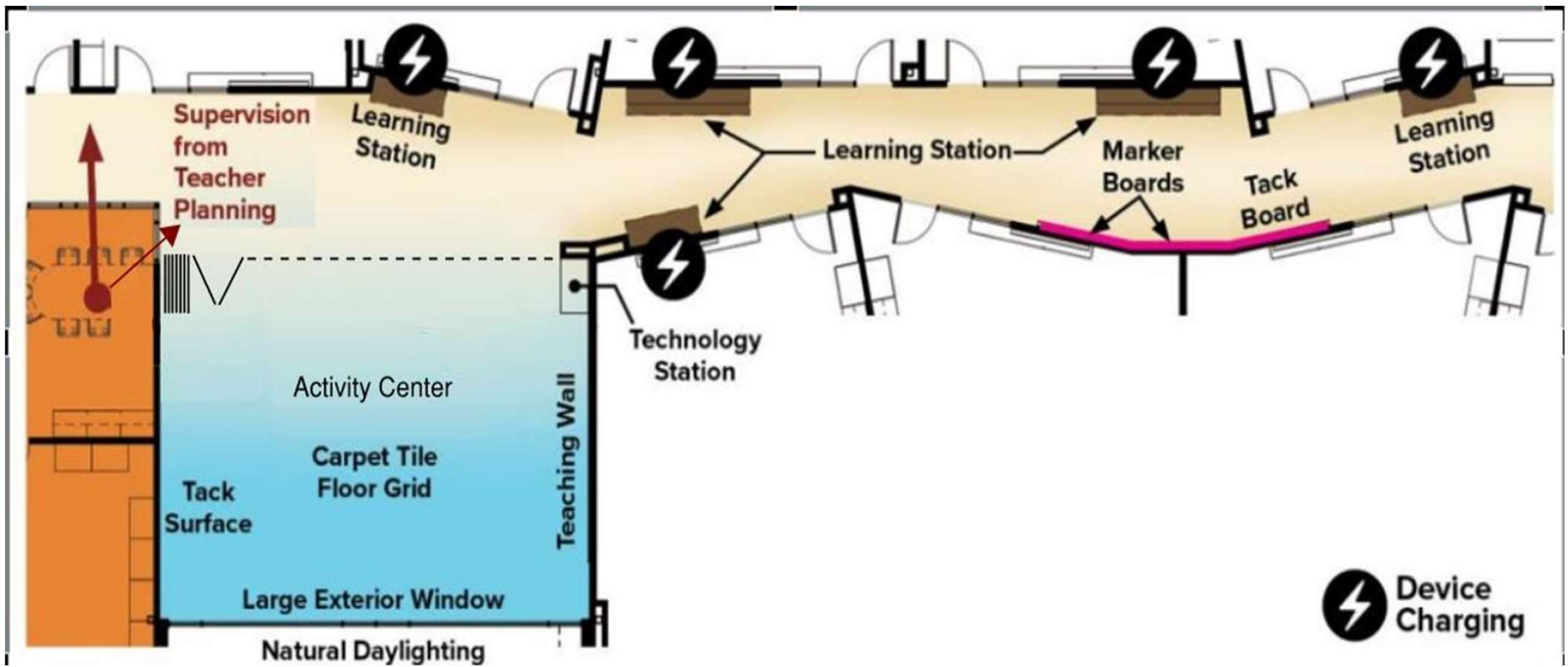
# KATY ISD INSTRUCTIONAL CORNERSTONES

---

- Collaboration
- Communication
- Creative Thinking
- Critical Thinking
- Information Literacy
- Problem Solving
- Social Contribution




# COLLABORATION SPACES



# COLLABORATION SPACES

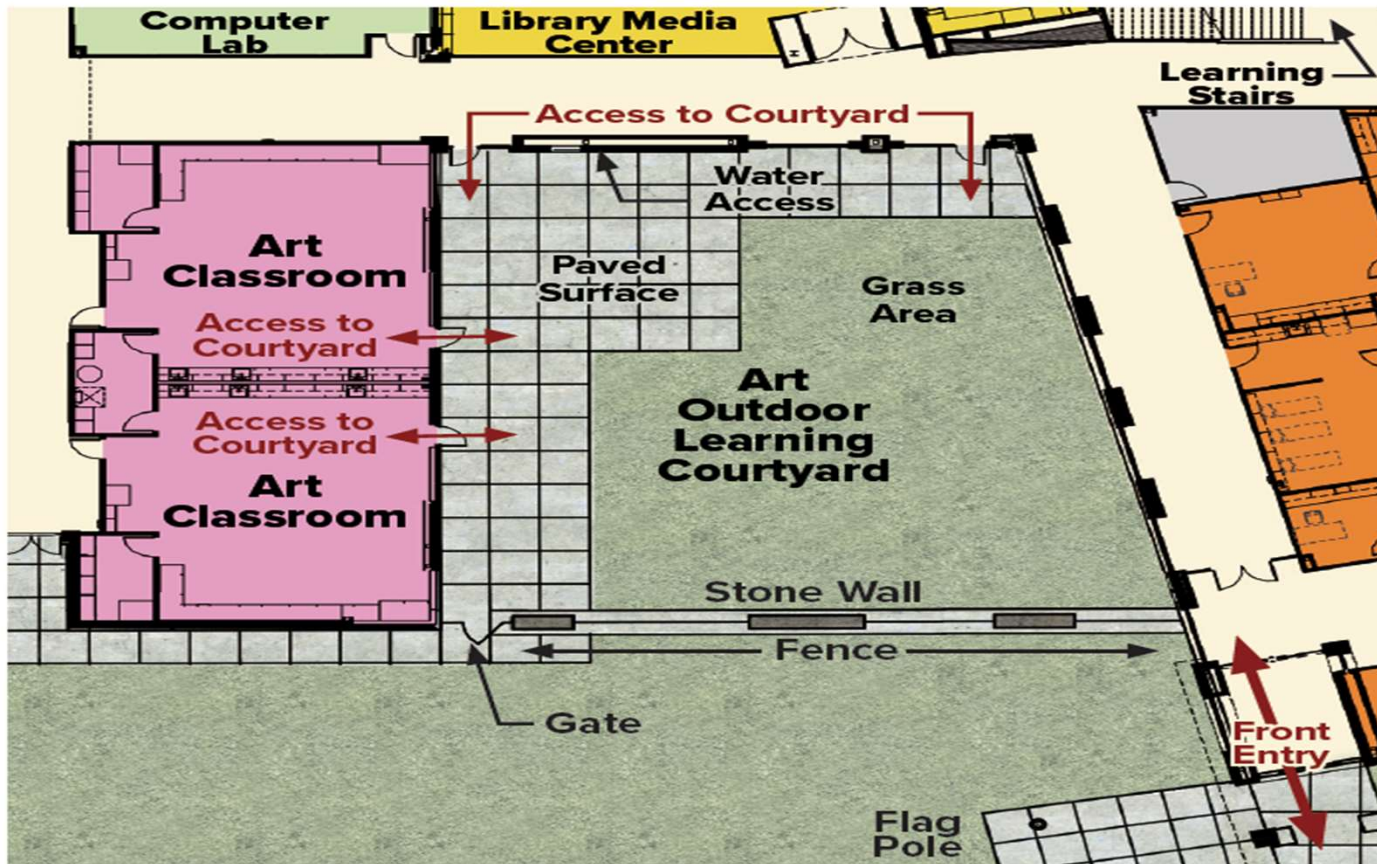
---






# COLLABORATION SPACES

---



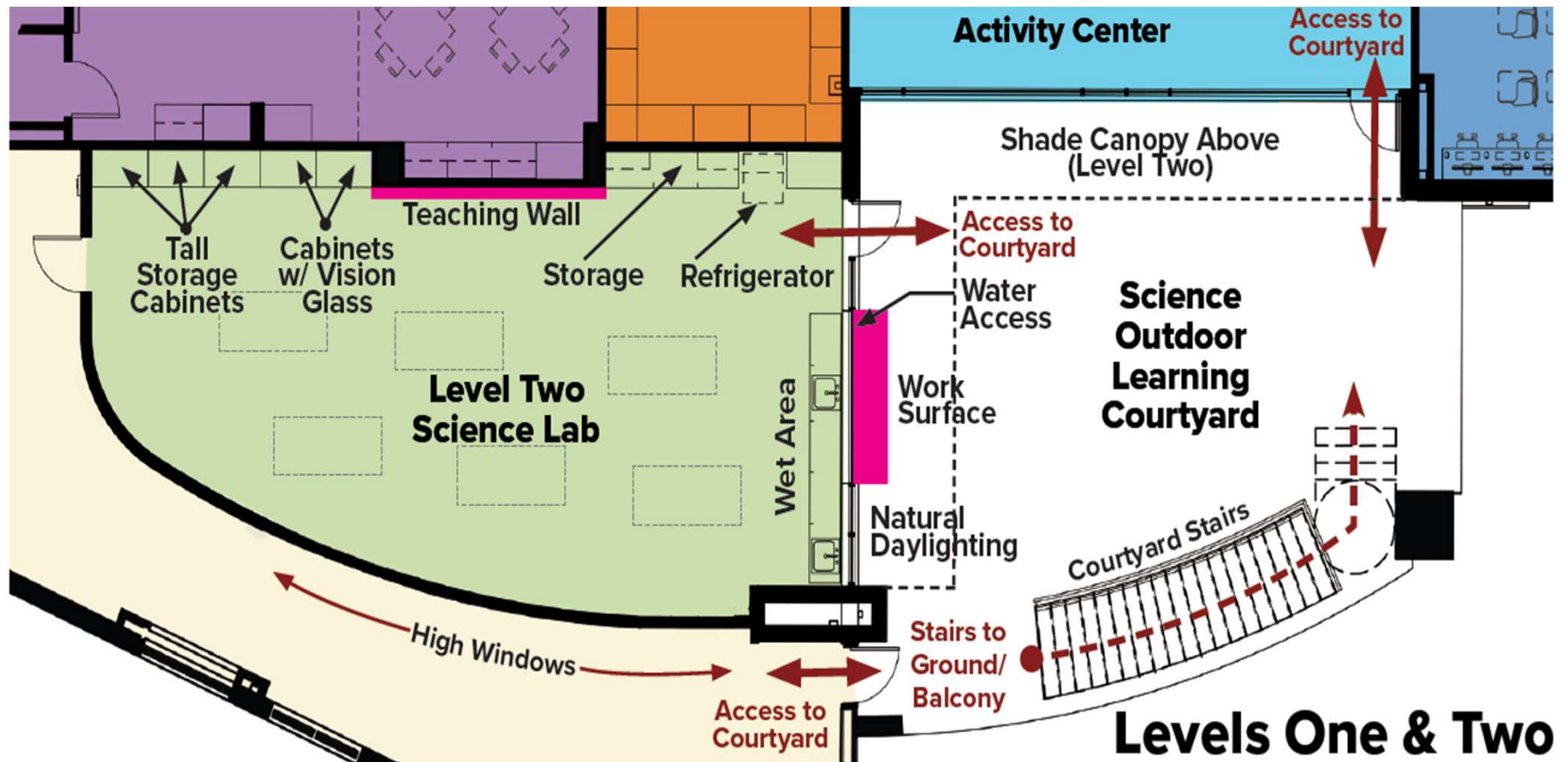
# COLLABORATION SPACES

---






# COLLABORATION SPACES



# COLLABORATION SPACES




# The quality of school facilities impact student learning.

---



Principal at Robertson Elementary, Martha Pulido *“Bulldog Bark Park open spaces encourage collaborative learning that extends beyond the walls of the classroom, to promote engagement by allowing students opportunities to share their learning in an exciting new environment.”*

*“The learning stairs provide the chance for students to experience instruction in different formats and allows teachers to be more creative in how curriculum is presented.”*



Principal at Paetow High School, Dr. David Paz *“Our collaborative spaces have elevated instructional practices to meet the needs of 21<sup>st</sup> century learners.”*

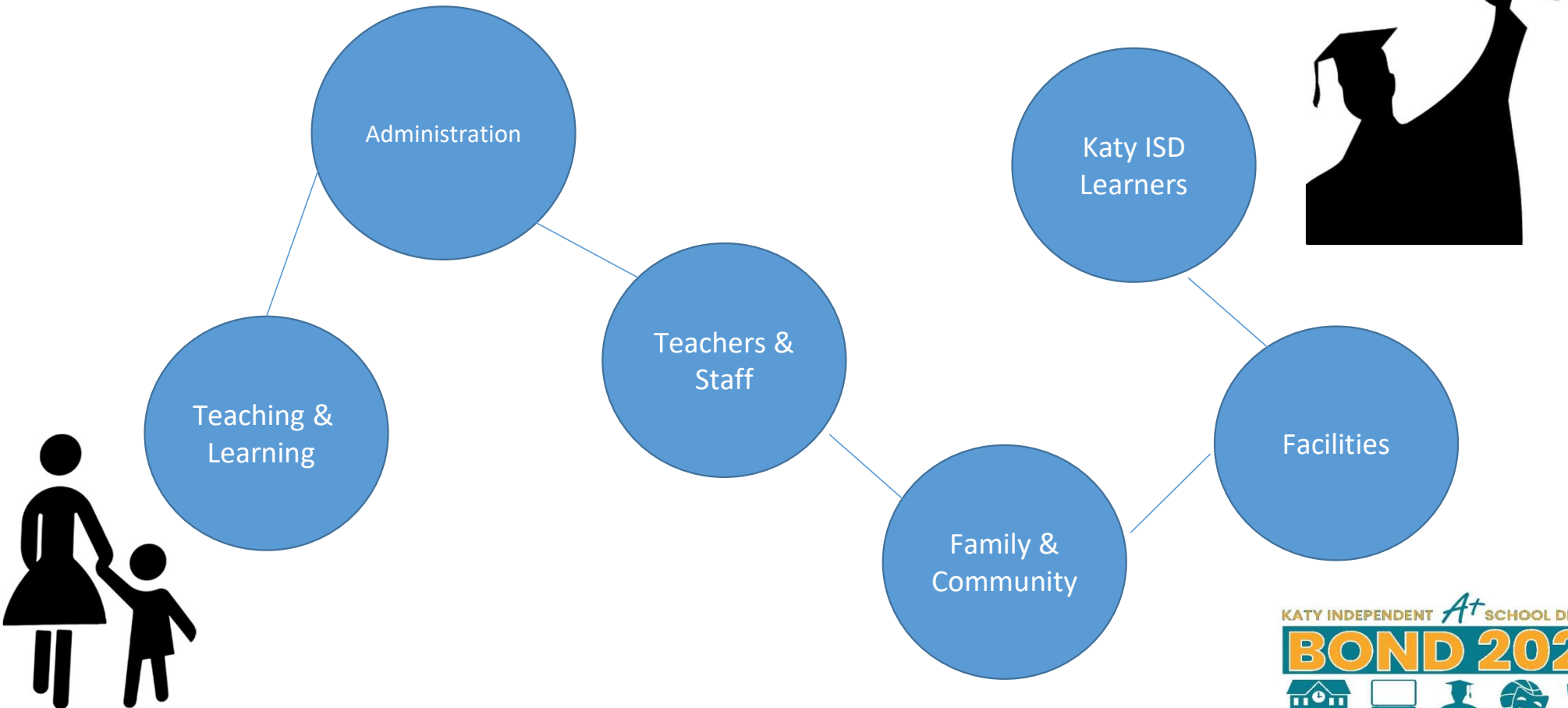
*“Learning extends outside the classroom; our collaborative areas provide innovative structures to maximize student mastery of the curriculum.”*



Principal at Adams Junior High, Elisabeth Brodt, *“Our flexible learning spaces provide students an opportunity to collaborate with their peers and learn from each other. These spaces are used daily, and students are encouraged to problem solve and think creatively while learning the importance of communication and teamwork.”*

# CONNECTING THE DOTS

---



TEACHING AND LEARNING:  
CONNECTING THE DOTS WITH NEW FACILITIES

---

**Thank you!**

# FACILITY ASSESSMENT OVERVIEW/LONG-RANGE FACILITIES PLAN AND PROCESS FOR PROJECTS

---

PRESENTED BY:

TED VIERLING & LISA KASSMAN

CHIEF OPERATIONS OFFICER  
AND

EXECUTIVE DIRECTOR FACILITIES, PLANNING AND  
CONSTRUCTION





# PROJECT LISTS & FACILITIES ASSESSMENT

---

- Two assessments have been performed by Katy ISD to address these physical components
  - Mechanical/Electrical/Plumbing (MEP)
  - Full assessment verifying MEP as well as architectural, roof and civil components
- Campus & department questionnaires provide additional information and context
- Data and outcome reviewed by in house staff (Maintenance & Operations and Construction) and project lists developed:
  - Critical component needs
  - Campuses addressed as a whole, according to age of facility



# LONG RANGE FACILITIES PLAN (LRFP)

---

- 1999 Bond first publication
- Ten (10) year snapshot
- Timeline: prior to bond planning



# ADDRESSING CAMPUS NEEDS

---

- Bond funding to identify needs/projects
  - Questionnaire to campuses and departments
  - Data collected and organized
    - Facilities Assessment conducted prior to this bond
      - Facility renovation and/or addition
      - Component replacement
- Work orders for immediate/emergency needs submitted to Maintenance
- Planned regular maintenance and building modifications via the annual budget process for the General Operating Fund (GOF)



# TYPICAL PROJECTS AT EXISTING CAMPUSES

---

## Comprehensive Renovation Components

- Roof and building envelope (exterior walls, doors, windows)
- Mechanical systems – heating and air conditioning
- Electrical
- Plumbing
- Interior finishes – paint, flooring
- Review building space and programs for any modifications
- Scope of work factors:
  - Combining component replacements for cost effectiveness
  - Minimizing disruption to campus when planning

## Facility Expansions

- Building additions
  - Supported by growth
  - Stabilized growth supports replacement of portable buildings with brick and mortar
- Support instruction – 9<sup>th</sup> grade centers



# INFRASTRUCTURE

---

## Vehicle Stacking/Circulation Improvements

- Harris County, as an example, has instituted new standards regarding the addition of portable buildings at our campuses. Traffic studies are required which in turn recommend physical changes and improvements to campuses.
- Circulation improvements at existing campuses

## Site Utilities to support new and existing facilities

- Required provision and connection of necessary utility work and facilities (i.e., water, sewer, drainage, road, communication) to serve the school sites and associated new schools. Specific work may be required as part of property acquisition well in advance of school opening.

## Unforeseen Site Conditions

- During construction, we may encounter conditions at the project that are concealed or latent physical conditions or subsurface conditions that were not indicated on the plans.



# NEW FACILITIES

---

## Determination of New Facilities

- Review capacities at existing facilities
- Demographics report

# EXISTING FACILITIES & CAPACITIES

---

**With a lot of schools “under capacity,” why do we need to build more?**

- Design vs. functional capacity
  - There are actually few empty classrooms across the District
  - Available space is geographically dispersed

## **Programs**

- There are a large number of programs that support our students that occupy classroom space – examples include:
  - Bilingual, Autism, Gifted & Talented





# NEW FACILITIES

---

- Demographics Report
- New school roll out
- Land
- Schedule
- Costs

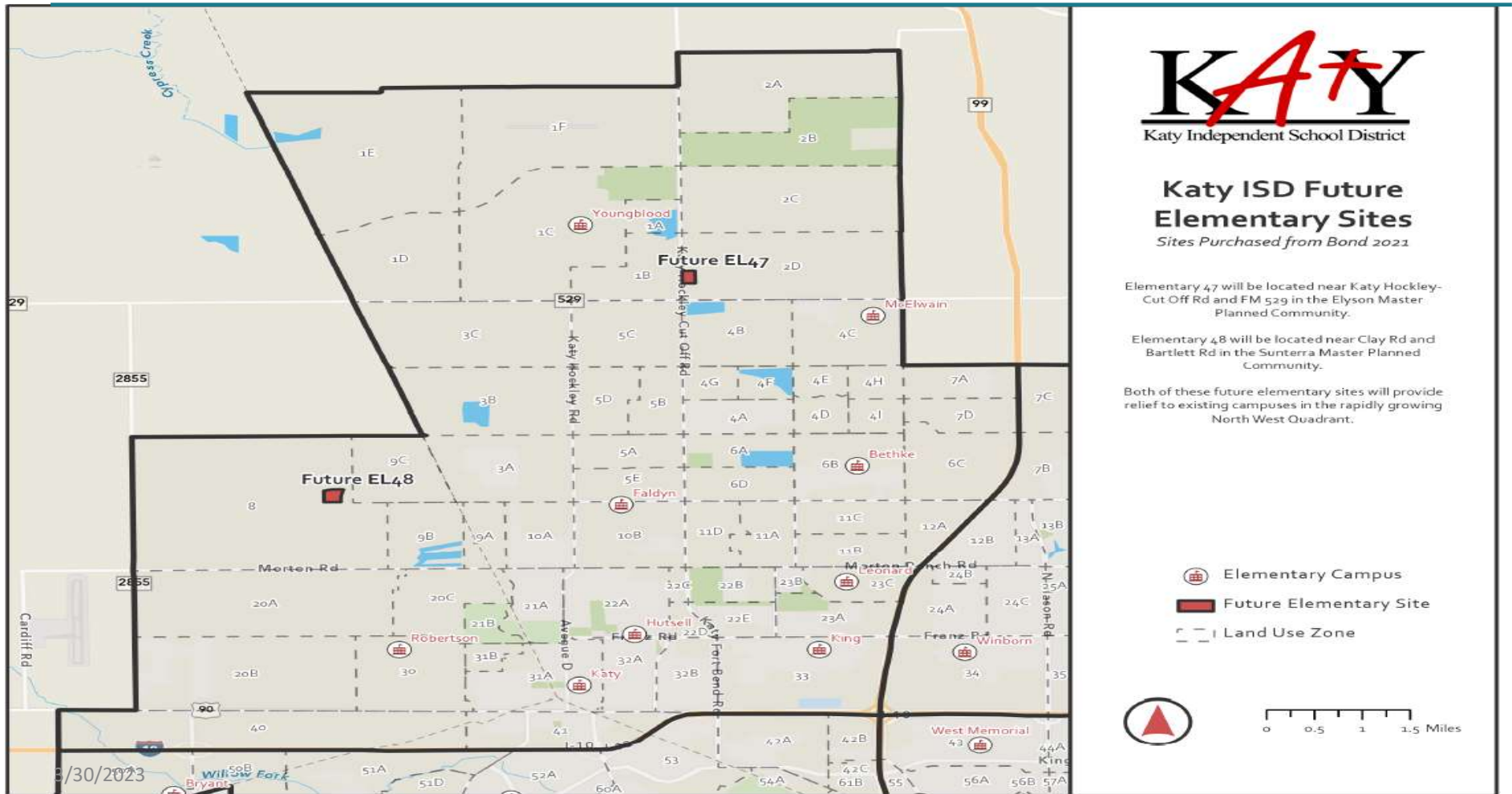
**NEW SCHOOL ROLL-OUT BY YEAR**  
**Updated March 2023**

Year Opening			
New			Land
Projection	Facility	LUZ	Status
2025	Elementary #47	2D - Elyson	
2025	Elementary #48	8 - Sunterra	own
2027	Elementary #49	West Side of District	need land
2026	Junior High #19	West Side of District	need land
2029	Elementary #50	8 - Sunterra	need land
2028	High School #11(?)	West Side of District	need land
2030	Junior High #20	2A/2B - NE Quadrant of Bridgelands	need land
2031	Elementary #51	2A/2B - NE Quadrant of Bridgelands	need land

Blue highlights: 2023 Bond

Green highlights: Future Bond

# GRAPHIC OF NEW SCHOOL LOCATIONS



## Katy ISD Future Elementary Sites

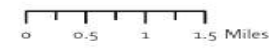
Sites Purchased from Bond 2021

Elementary 47 will be located near Katy Hockley-Cut Off Rd and FM 529 in the Elyson Master Planned Community.

Elementary 48 will be located near Clay Rd and Bartlett Rd in the Sunterra Master Planned Community.

Both of these future elementary sites will provide relief to existing campuses in the rapidly growing North West Quadrant.

- Elementary Campus
- Future Elementary Site
- Land Use Zone



# LAND

---

- Demographic projections identify where land is needed for schools
- Ideally, purchase is made at least a year in advance
- Land size
  - ✓ High School: 100 acres
  - ✓ Junior High School: 30 acres
  - ✓ Elementary School: 13 – 15 acres
- Estimated Land Costs:  
\$3.50 to \$5.00/SF



# CONSIDERATIONS: BUYING PROPERTY +5 YEARS OUT

---

- **Stability of future planned developments**

With increasing development costs due to changing drainage requirements?

– will the planned developments change and impact student enrollment projections

*Example:* Harris County Flood Control District

- Flood maps being updated latest is to be released summer 2023
  - Previously, drainage improvements were planned at 10 – 15% of the site
  - Currently, 15 – 25% with new guidelines
    - KISD NW Site – 40 of the 232 acres lost to drainage (17%)
    - Lennar development west of our site lost 40%

- **Stability of the economy and potential impact on projected student enrollment.**

- **Unintended/unplanned costs associated with maintaining vacant land by the Maintenance & Operations department.**



# SCHEDULES

---

- Schedules are typically based on a campus opening in the fall at the start of the new school year. We therefore work our schedule backwards and typical timeframes for design and construction:
  - Elementary – repeat design - 20 to 22 months
  - Junior High – repeat design - 25 to 28 months
  - High School – repeat design - 36 to 40 months
- Within these time frames, Board of Trustees meetings are for contracts and design approvals.
- Projects are spread out across a 3-year bond cycle for:
  - Cashflow
  - Construction market (general and subcontractors)
  - In house management





# COSTS

---

- Total Project Cost Components
- Cost Reduction Initiatives
- Construction Cost & Drivers
- Building Materials
- Quality Assurance

# TOTAL PROJECT COST COMPONENTS

---

- Design - Architect/Engineer Fees
- Construction Cost/General Contractor
- Non-Contract Cost
- Furniture, Equipment & Technology

# ARCHITECT/DESIGN FEES

---

- Architect – Professional Service – by law, Texas Government Code 2269, services cannot be bid
- Why is there a cost at all for a repeat design?
  - Unique site conditions must have new civil designs, and each require construction administration services by architect and consultants
  - Other minor changes (including feedback from principals during a post-occupancy review) and code changes are also reviewed prior to finalizing the construction documents

# CONSTRUCTION COST

---

- Square footage of facility
- Cost/SF applied based upon project scope
- Construction Inflation
- Cost sources:
  - Katy ISD historical
  - Local (other area school districts)
  - Outside resources – i.e., Association of General Contractors (AGC)

# CONSTRUCTION INFLATION AND SUPPLY CHAIN ISSUES

---

## Construction Inflation

- Hopefully stabilizing
- 2021 – 2022
  - Planned 5%
  - Actual 19%

## Supply Chain Issues

Freezer Coolers  
Electrical Switchgear  
Emergency  
Generators

# FROM AGC DATA DIGEST 3.17.23:

## Producer price indexes, 1- & 12-mo. change (not seasonally adjusted)

	Feb 2023 change from:	
	Jan 2023 (1 month)	Feb 2022 (12 months)
Cement	1.1%	15.0%
Asphalt paving mixtures and blocks	2.2%	14.5%
Flat glass	4.0%	11.7%
Gypsum building products	0.4%	12.5%
<u>Subcontractor price indexes, nonresidential building work</u>		
Roofing contractors	0.5%	22.2%
Plumbing contractors	0.2%	12.3%
Electrical contractors	0.3%	20.0%
Concrete contractors	0.2%	8.3%

Source: BLS, producer price indexes, [www.bls.gov/ppi](http://www.bls.gov/ppi)



# CONSTRUCTION DELIVERY METHODS

---

Based upon the Texas Government Code 2269 and the nature of the project (i.e., new school vs. renovation), the following are construction delivery methods typically utilized:

**Competitive Sealed Proposal (CSP)** – Contractor selected once construction documents are fully complete

**Construction Manager at Risk (CMaR)** – Contractor involved early with design team to address project complexities



# FURNITURE, EQUIPMENT, and TECHNOLOGY

---

- Desks, library materials, lab materials, musical instruments, and program materials
- Technology
  - SB30 effects
  - Switches, routers, hardware, security cameras, and UPS
  - Computers, copiers, and interactive devices

# COST INITIATIVES

---

- **Architect Fees for Design:** typical for new construction is 6%; typical for refined repeat design is 3 - 3.5% . Percentage based off construction cost
- **Material selection and design to minimize on-going maintenance**
  - Flooring – less maintenance, 20-year warranty
  - LED lighting
  - Natural Light – Solatubes
  - Glass – low E insulated double pane
  - Energy code requirements
- **Direct purchase on specific equipment**
- **Bundling of projects when appropriate**
- **Timing of bidding projects**



# DESIGN FEES – FUTURE PROJECTS

---

- Demographics provide data to determine school opening dates
- Timing of bonds may not provide necessary design time needed to meet opening date – next slide will show timelines
- Design dollars fund design work
- Amount being recommended will cover fees for an elementary, junior high, high school, and/or existing facility



FACILITIES, PLANNING, & CONSTRUCTION

---

**Thank you!**

## Table Talk

---

### Table Talk

(5 MINUTES TO DEVELOP  
A TABLE QUESTION)





Q/A

---

## Q&A Process

(20 MINUTES TO ASK QUESTIONS AT MIC)



# MAINTENANCE & OPERATIONS

---

PRESENTED BY:

NATHAN FUCHS  
EXECUTIVE DIRECTOR OF  
MAINTENANCE & OPERATIONS



# M&O COMPONENT REPLACEMENT

---

## What is a Building Component Life-Cycle Replacement Schedule?

Every building is comprised of equipment and items that have a life expectancy, or a specific number of years that they should last given proper care and upkeep.

## Why do we follow a life-cycle replacement schedule?

Following these schedules gives us a good idea of when to expect these items to wear out and need replacing. This helps us avoid major breakdowns and emergencies, which can cause instructional disruptions, and allows the district to plan from a budgetary standpoint as efficiently as possible.

## What kind of equipment does the Replacement Schedule include?

- Flooring
- Chillers & Cooling Towers
- HVAC Equipment
- Roofing
- Water Softeners
- Fire Alarms/Emergency Generators



# M&O COMPONENT REPLACEMENT

## Controls Replacement (BMCS):

BMCS are an integrated system that controls and monitors the operations of a building's HVAC, lighting, and other systems. BMCS systems optimize energy efficiency and provide a safe and comfortable environment for the occupants of the building.

Component:	Standard Life Expectancy:
BAS Controls	15-20

Report Edit View Tools Help

3/21/2023 KATY ISD Panel Point Log Report 08:46 AM

Selected Points: no\*room temp  
Selected Panels: \*  
Filter: All Points

Name: Suffix	Address	Description	Value/State	Status	Priority
HR45BT:ROOM TEMP	044 2 23 04	(	74.00	DEG F	-N
HR46B:ROOM TEMP	044 2 24 04	(	74.25	DEG F	-N
HR47B:ROOM TEMP	044 2 25 04	(	74.50	DEG F	-N
HR50AB:ROOM TEMP	045 1 06 04	(	70.00	DEG F	-N
HR50B:ROOM TEMP	045 1 12 04	(	69.75	DEG F	-N
HR51B:ROOM TEMP	045 1 05 04	(	72.50	DEG F	-N
HR52B:ROOM TEMP	045 1 04 04	(	72.50	DEG F	-N
HR53B:ROOM TEMP	045 1 03 04	(	72.25	DEG F	-N
HR54B:ROOM TEMP	045 1 02 04	(	71.75	DEG F	-N
HR55B:ROOM TEMP	045 1 01 04	(	70.25	DEG F	-N
HR56B:ROOM TEMP	045 1 07 04	(	72.75	DEG F	-N
HR57B:ROOM TEMP	045 1 08 04	(	74.00	DEG F	-N
HR58B:ROOM TEMP	045 1 09 04	(	74.00	DEG F	-N
HR59B:ROOM TEMP	045 1 10 04	(	74.00	DEG F	-N
HR70B:ROOM TEMP	040 3 01 04	(	73.25	DEG F	-N
HR75B:ROOM TEMP	040 3 06 04	(	73.75	DEG F	-N
HR81AB:ROOM TEMP	040 3 10 04	(	72.25	DEG F	-N
HR82AB:ROOM TEMP	040 3 11 04	(TEMP NOT USED)	74.00	DEG F	**
HR83AB:ROOM TEMP	040 3 12 04	(TEMP NOT USED)	74.00	DEG F	**
HR84AB:ROOM TEMP	040 3 13 04	(TEMP NOT USED)	74.00	DEG F	**
HR85B:ROOM TEMP	044 2 09 04	(	74.25	DEG F	-N
HR86B:ROOM TEMP	044 1 08 04	(	74.25	DEG F	-N
HR87B:ROOM TEMP	044 1 15 04	(	74.00	DEG F	-N
HR88B:ROOM TEMP	044 1 23 04	(	74.00	DEG F	-N
HR89AB:ROOM TEMP	044 2 09 04	(	74.00	DEG F	-N
HR89B:ROOM TEMP	045 1 11 04	(	71.50	DEG F	-N
HR89S:ROOM TEMP	044 2 18 04	(	74.00	DEG F	-N
HR89SB:ROOM TEMP	044 2 27 04	(	74.00	DEG F	-N
HR89SMB:ROOM TEMP	044 3 01 04	(	72.75	DEG F	-N
HR89SMB:ROOM TEMP	044 1 01 04	(	74.00	DEG F	-N
HR89T1B:ROOM TEMP	040 3 02 04	(TEMP NOT USED)	74.00	DEG F	**
HR89T2B:ROOM TEMP	040 3 03 04	(TEMP NOT USED)	74.00	DEG F	**
HR89T3B:ROOM TEMP	040 3 04 04	(TEMP NOT USED)	74.00	DEG F	**
HR89T4B:ROOM TEMP	040 3 05 04	(TEMP NOT USED)	74.00	DEG F	**
HR89T5B:ROOM TEMP	040 3 07 04	(	69.75	DEG F	-N
HR89T6B:ROOM TEMP	040 3 08 04	(TEMP NOT USED)	74.00	DEG F	**
HR89T7B:ROOM TEMP	044 3 05 04	(	74.00	DEG F	-N
HR89T8B:ROOM TEMP	044 3 06 04	(	74.00	DEG F	-N
HR89T9B:ROOM TEMP	044 3 07 04	(	73.75	DEG F	-N
HR89T10B:ROOM TEMP	044 3 08 04	(	74.00	DEG F	-N
HR89T11B:ROOM TEMP	044 3 04 04	(	74.25	DEG F	-N
HR89T12B:ROOM TEMP	044 3 13 04	(	71.00	DEG F	-N
HR89T13B:ROOM TEMP	044 3 02 04	(	72.25	DEG F	-N
HR89T14B:ROOM TEMP	040 3 09 04	(	71.75	DEG F	-N

End of Report



# M&O COMPONENT REPLACEMENT

## Chiller/Cooling Tower:

**Chillers** transfer heat away from a space that requires climate control much like a traditional split system or package unit does, but they use water (or a water solution) to do so instead of air. There are two types of chillers: water-cooled and air-cooled.

A **cooling tower** is a specialized heat exchanger in which air and water are brought into direct contact with each other in order to reduce the water's temperature. As this occurs, a small volume of water evaporates, reducing the temperature of the water being circulated through the tower. A cooling tower works with water-cooled chillers to provide reliable, efficient cooling to our schools.



Component:	Standard Life Expectancy:
Air Cooled Chiller	15
Gear Boxes	30
Piping Insulation	30
Cooling Tower	20
Pumps/VFDs	15

# M&O COMPONENT REPLACEMENT

---

## HVAC Equipment (Hydronic Boiler):

**Hydronic boilers** burn combustible fuel or use electricity to heat water, which can be used to provide comfort heat in schools. Heat is generated by the burner, which then heats the water inside the boiler via the heat exchanger. Hydronic heating is an energy-efficient way to provide clean, warm, and comfortable heat throughout the school.

Component:	Standard Life Expectancy:
Hydronic Boiler	15





# M&O COMPONENT REPLACEMENT

## Life Safety and Special Systems Upgrades (Fire Alarm/PA System/Emergency Generator):

A **fire alarm system** warns people when smoke, fire, carbon monoxide, or other fire-related or general notification emergencies are detected.

A **public address system** is an electronic system comprising microphones, amplifiers, loudspeakers, and related equipment. It increases the apparent volume of a human voice, musical instrument, or other acoustic sound source or recorded sound or music.

A **standby generator** is a back-up electrical system that operates automatically. Within seconds of a utility outage an automatic transfer switch senses the power loss, commands the generator to start and then transfers the electrical load to the generator. The standby generator begins supplying power to the circuits.



Component:	Standard Life Expectancy:
Emergency Generator	20
Fire Alarm System	15
Integrated Audio (PA) System	20

# M&O COMPONENT REPLACEMENT

---

## Roofing and Building Envelopes:

A **roof** is the top covering of a building which provides protection against rain, snow, sunlight, wind, and extreme temperature. A roof is part of the building envelope.

A **building envelope** is the physical separator between the conditioned and unconditioned environment of a building including the resistance to air, water, heat, light, and noise transfer.

The District maintains a detailed database and inventory of each facilities' roof and waterproofing. The identified roofs have met their life expectancies and are no longer under manufacturer warranty.



Component:	Standard Life Expectancy:
Roof	20
Building Envelope	10

# M&O COMPONENT REPLACEMENT

## Water Softener:

**Water softening** is the removal of calcium, magnesium, and certain other positively charged ions in hard water. The resulting soft water requires less soap for the same cleaning effort, as soap is not wasted bonding with calcium ions. The use of water softeners also extends the ability of the boilers and kitchen equipment to reach their potential life expectancies.

Component:	Standard Life Expectancy:
Water Softener	20





# M&O COMPONENT REPLACEMENT

## Bleacher Components:

This is a fully automatic power system designed to open and close wall-attached, recessed or reverse-fold *telescopic bleachers* at the touch of a button.

Component:	Standard Life Expectancy:
Bleachers	35





# M&O COMPONENT REPLACEMENT

---


## Stage Curtains:

Theater drapes and **stage curtains** are large pieces of cloth that are designed to mask backstage areas of a theater from spectators. They are designed for a variety of specific purposes, moving in different ways and constructed from various fabrics. Stage curtains are regulated by the fire marshal and life safety codes.

**CFR (Chemically Flame Resistant)** - Flame retardant chemicals are dissolved in water and then applied to the fabric through dipping or spraying.

**IFR (Inherently Flame Retardant)** - Inherently Flame Retardant refers to fabrics that are woven with naturally flame resistant fibers. Their flame retardancy will last for the life of the fabric as it has been woven into the fabric itself.

Component:	Standard Life Expectancy:
Stage Curtains	10




# M&O COMPONENT REPLACEMENT

## Markerboards:

A **whiteboard** is a glossy, usually white surface for making non-permanent markings. Whiteboards are analogous to blackboards, but with a smoother surface allowing for rapid marking and erasing of markings on their surface.

Whiteboards are comparatively cleaner and provide for clearer presentation of information. Markers are easier to hold and handle than chalk, are cleaner to use, and are available in a wide variety of colors.



Component:	Standard Life Expectancy:
Markerboards	15




# M&O COMPONENT REPLACEMENT

---

## Flooring:

**Flooring** is the general term for a permanent covering for an interior concrete surface. Flooring standards include carpet, tile, and sealed concrete.

Component:	Standard Life Expectancy:
Ceramic Tile	40
Carpet	15-20



# M&O COMPONENT REPLACEMENT

## Natatorium:

- **Pool Deck Coating** - a specialized protective layer applied to the horizontal surfaces of building components.
- **Chemical Controller** - A chemical controller system measures both pH and disinfectant levels in the water. When it detects that either level is out of range, the chemical controller will automatically feed bleach and acid into your pool until pH and disinfectant levels reach ideal ranges again.
- **Pump/VFD** - The pool pump is the heart of your pool's circulatory system. It pulls water from the pool and pushes it to other equipment to be heated, treated, and filtered, returning cleaner, healthier, and warmer pool water. VFDs in pool pump applications are able to cut electricity and maintenance costs monumentally. The VFD allows the pump, even if oversized, to be run at slower speeds using less electricity, and the VFD can easily change the pump speed depending on the pool's conditions.
- **Re-Plastering** - Pool plaster is the final seal and coating for a concrete pool. It's usually the last step in creating and finishing your pool. Its main purpose is to add a watertight seal for in-ground concrete pools. Depending on the type of plaster you choose, it can give you a variety of different feels, colors, and designs.
- **Lighting** - Pool lighting allows pool owners to change the mood, highlight water features and architectural elements, and improve the visibility and safety of a pool.
- **Bulk Heads** - A bulkhead is a structure that can separate a pool into different sections. Typically, these structures are moveable and allow the pool to be adjusted to accommodate different field of play (Yards and Meters).
- **Air Handling Units** - Air handling for indoor swimming pools is the process in which your air handling unit reconditions the warm wet air from inside and brings fresh outside air in to replace it. Making your pool hall a fresh pleasant place to be, by keeping pool water within 2 degrees of the air temperature.



Component:	Standard Life Expectancy:
Pool Deck Coating	10
Chemical Controller	10
VFD + Filter Pump	8
Bulk Head	20
Re-plaster	20
Air handlers	25
Lighting	20


# Bond 2023 – M&O Component Replacement

---

## Athletic Turf:

One type of ***synthetic turf*** is fabricated using synthetic fibers, manufactured to resemble natural grass, and an infill base material that stabilizes and cushions the playing surface.

Component:	Standard Life Expectancy:
Athletic Turf	8





# M&O COMPONENT REPLACEMENT

## Portable Classrooms and Bard Units:

Modular classrooms—also known as **portable classrooms**—are prefabricated classroom buildings. It means they are constructed completely offsite and then delivered to the location. A portable classroom, is a type of portable building installed at a school to temporarily and quickly provide additional classroom space where there is a shortage of capacity.

The **Bard units** are responsible for the cooling and heating of the portable classrooms. The new units provide improved efficiency and adequate air quality inside these classrooms. Existing Bard units have refrigerant that is no longer in production.



Component:	Standard Life Expectancy:
Portable Classrooms	30
Bard Units	20

# M&O COMPONENT REPLACEMENT

---

**Thank you!**

## Table Talk

---

### Table Talk

(5 MINUTES TO DEVELOP  
A TABLE QUESTION)



Q/A

---

## Q&A Process

(20 MINUTES TO ASK QUESTIONS AT MIC)





# FINANCIAL CAPACITY

---

PRESENTED BY:

CHRISTOPHER J SMITH  
CHIEF FINANCIAL OFFICER



# SCHOOL FINANCE & BONDS

---

## What is a Bond Election?

School districts are required to ask their local voters for permission to sell bonds.



A school board calls a bond election, and voters decide whether they want to authorize the District to issue bonds (debt) for identified needs.



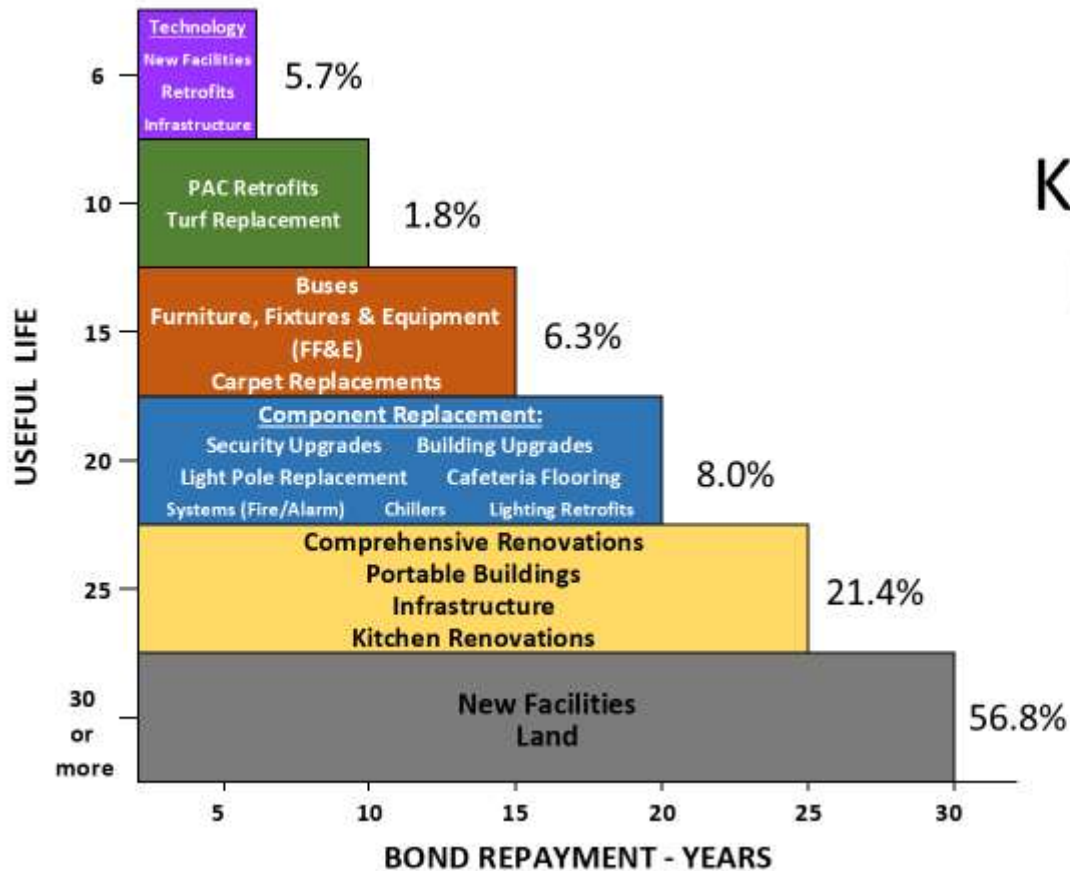
# SCHOOL FINANCE & BONDS

---

If voters approve the bond election, the school district then sets the Interest & Sinking tax rate at a level necessary to repay the debt to investors.



# SCHOOL FINANCE & BONDS



What does  
KISD buy with  
Bond funds?

# SCHOOL FINANCE OVERVIEW

---

## District's Budget

- Two Tax Rates



- General Operating Fund
  - Maintenance & Operations

- Interest and Sinking
  - Debt Service



# FINANCIAL CAPACITY

## Tax Rates



Interest & Sinking (I&S)

General (M&O)



21.2 cent reduction



# TAXABLE VALUE GROWTH

---



# Tax Base Assumptions\*

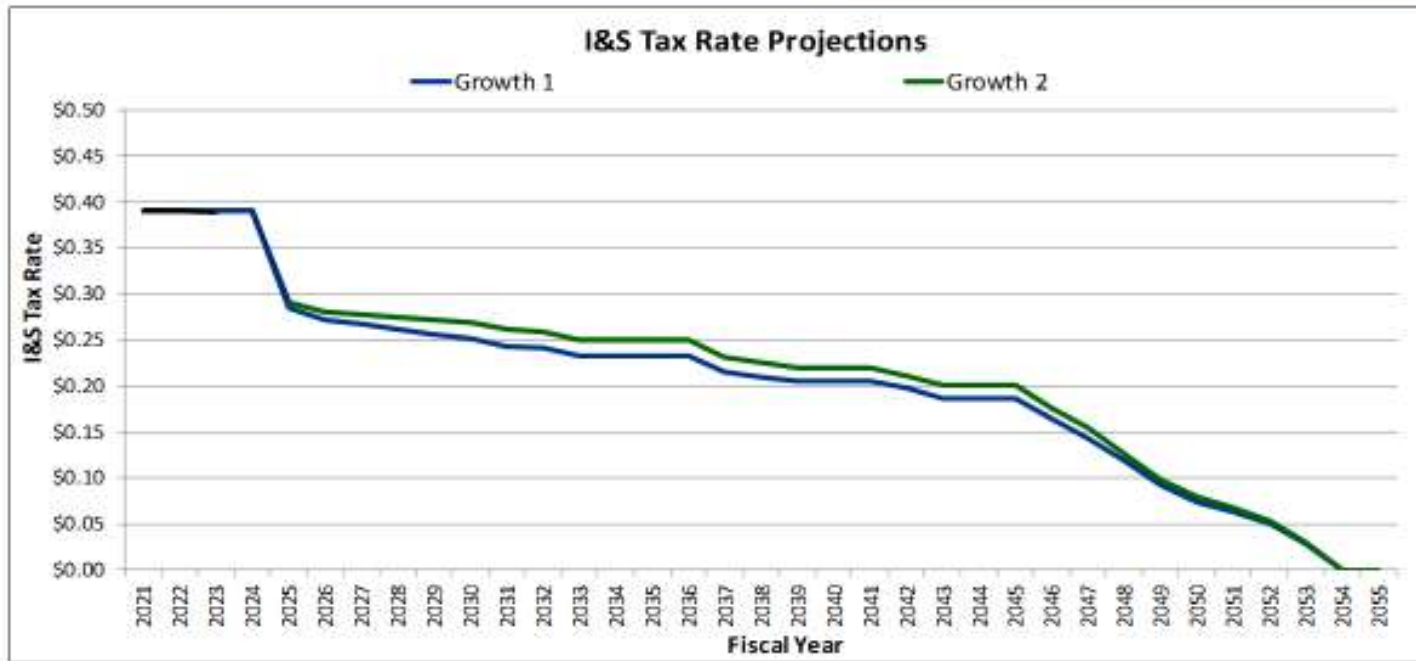
FYE 31-Aug	1		2		3		4		FYE 31-Aug
	Growth Assumptions 1		Growth Assumptions 2		Growth Assumptions 2		Growth Assumptions 2		
	Tax Base	Growth Rate	Tax Base	Growth Rate	Tax Base	Growth Rate	Tax Base	Growth Rate	
2017	\$ 36,351,443,912 *	10.46%	\$ 36,351,443,912 *	10.46%	\$ 36,351,443,912 *	10.46%	\$ 36,351,443,912 *	10.46%	2017
2018	37,960,513,157 *	4.48%	37,960,513,157 *	4.48%	37,960,513,157 *	4.48%	37,960,513,157 *	4.48%	2018
2019	38,945,447,913 *	2.54%	38,945,447,913 *	2.54%	38,945,447,913 *	2.54%	38,945,447,913 *	2.54%	2019
2020	41,628,778,765 *	6.89%	41,628,778,765 *	6.89%	41,628,778,765 *	6.89%	41,628,778,765 *	6.89%	2020
2021	44,889,943,725 *	7.83%	44,889,943,725 *	7.83%	44,889,943,725 *	7.83%	44,889,943,725 *	7.83%	2021
2022	48,132,317,884 *	7.22%	48,132,317,884 *	7.22%	48,132,317,884 *	7.22%	48,132,317,884 *	7.22%	2022
2023	53,349,861,143 *	10.84%	53,349,861,143 *	10.84%	53,349,861,143 *	10.84%	53,349,861,143 *	10.84%	2023
2024	53,883,359,754	1.00%	53,349,861,143	0.00%	53,349,861,143	0.00%	53,349,861,143	0.00%	2024
2025	55,499,860,547	3.00%	55,499,860,547	3.00%	54,416,858,365	2.00%	54,416,858,365	2.00%	2025
2026	57,164,856,363	3.00%	57,164,856,363	3.00%	55,505,195,533	2.00%	55,505,195,533	2.00%	2026
2027	58,308,153,490	2.00%	58,308,153,490	2.00%	56,060,247,488	1.00%	56,060,247,488	1.00%	2027
2028	59,474,316,560	2.00%	59,474,316,560	2.00%	56,620,849,963	1.00%	56,620,849,963	1.00%	2028
2029	60,069,059,726	1.00%	60,069,059,726	1.00%	56,620,849,963	0.00%	56,620,849,963	0.00%	2029
2030	60,669,750,323	1.00%	60,669,750,323	1.00%	56,620,849,963	0.00%	56,620,849,963	0.00%	2030
2031	60,669,750,323	0.00%	60,669,750,323	0.00%	56,620,849,963	0.00%	56,620,849,963	0.00%	2031
2032	60,669,750,323	0.00%	60,669,750,323	0.00%	56,620,849,963	0.00%	56,620,849,963	0.00%	2032
2033	60,669,750,323	0.00%	60,669,750,323	0.00%	56,620,849,963	0.00%	56,620,849,963	0.00%	2033
2034	60,669,750,323	0.00%	60,669,750,323	0.00%	56,620,849,963	0.00%	56,620,849,963	0.00%	2034
2035	60,669,750,323	0.00%	60,669,750,323	0.00%	56,620,849,963	0.00%	56,620,849,963	0.00%	2035
2036	60,669,750,323	0.00%	60,669,750,323	0.00%	56,620,849,963	0.00%	56,620,849,963	0.00%	2036
2037	60,669,750,323	0.00%	60,669,750,323	0.00%	56,620,849,963	0.00%	56,620,849,963	0.00%	2037
2038	60,669,750,323	0.00%	60,669,750,323	0.00%	56,620,849,963	0.00%	56,620,849,963	0.00%	2038
2039	60,669,750,323	0.00%	60,669,750,323	0.00%	56,620,849,963	0.00%	56,620,849,963	0.00%	2039
2040	60,669,750,323	0.00%	60,669,750,323	0.00%	56,620,849,963	0.00%	56,620,849,963	0.00%	2040
2041	60,669,750,323	0.00%	60,669,750,323	0.00%	56,620,849,963	0.00%	56,620,849,963	0.00%	2041
2042	60,669,750,323	0.00%	60,669,750,323	0.00%	56,620,849,963	0.00%	56,620,849,963	0.00%	2042
2043	60,669,750,323	0.00%	60,669,750,323	0.00%	56,620,849,963	0.00%	56,620,849,963	0.00%	2043
2044	60,669,750,323	0.00%	60,669,750,323	0.00%	56,620,849,963	0.00%	56,620,849,963	0.00%	2044
2045	60,669,750,323	0.00%	60,669,750,323	0.00%	56,620,849,963	0.00%	56,620,849,963	0.00%	2045
2046	60,669,750,323	0.00%	60,669,750,323	0.00%	56,620,849,963	0.00%	56,620,849,963	0.00%	2046
2047	60,669,750,323	0.00%	60,669,750,323	0.00%	56,620,849,963	0.00%	56,620,849,963	0.00%	2047
2048	60,669,750,323	0.00%	60,669,750,323	0.00%	56,620,849,963	0.00%	56,620,849,963	0.00%	2048
2049	60,669,750,323	0.00%	60,669,750,323	0.00%	56,620,849,963	0.00%	56,620,849,963	0.00%	2049
2050	60,669,750,323	0.00%	60,669,750,323	0.00%	56,620,849,963	0.00%	56,620,849,963	0.00%	2050
2051	60,669,750,323	0.00%	60,669,750,323	0.00%	56,620,849,963	0.00%	56,620,849,963	0.00%	2051
2052	60,669,750,323	0.00%	60,669,750,323	0.00%	56,620,849,963	0.00%	56,620,849,963	0.00%	2052
2053	60,669,750,323	0.00%	60,669,750,323	0.00%	56,620,849,963	0.00%	56,620,849,963	0.00%	2053
2054	60,669,750,323	0.00%	60,669,750,323	0.00%	56,620,849,963	0.00%	56,620,849,963	0.00%	2054
2055	60,669,750,323	0.00%	60,669,750,323	0.00%	56,620,849,963	0.00%	56,620,849,963	0.00%	2055
2056	60,669,750,323	0.00%	60,669,750,323	0.00%	56,620,849,963	0.00%	56,620,849,963	0.00%	2056
2057	60,669,750,323	0.00%	60,669,750,323	0.00%	56,620,849,963	0.00%	56,620,849,963	0.00%	2057
2058	60,669,750,323	0.00%	60,669,750,323	0.00%	56,620,849,963	0.00%	56,620,849,963	0.00%	2058

\* - 2017-2023 Values are Certified Taxable Values per appraisal districts



## Parameter Size & Proposed Issuance\*

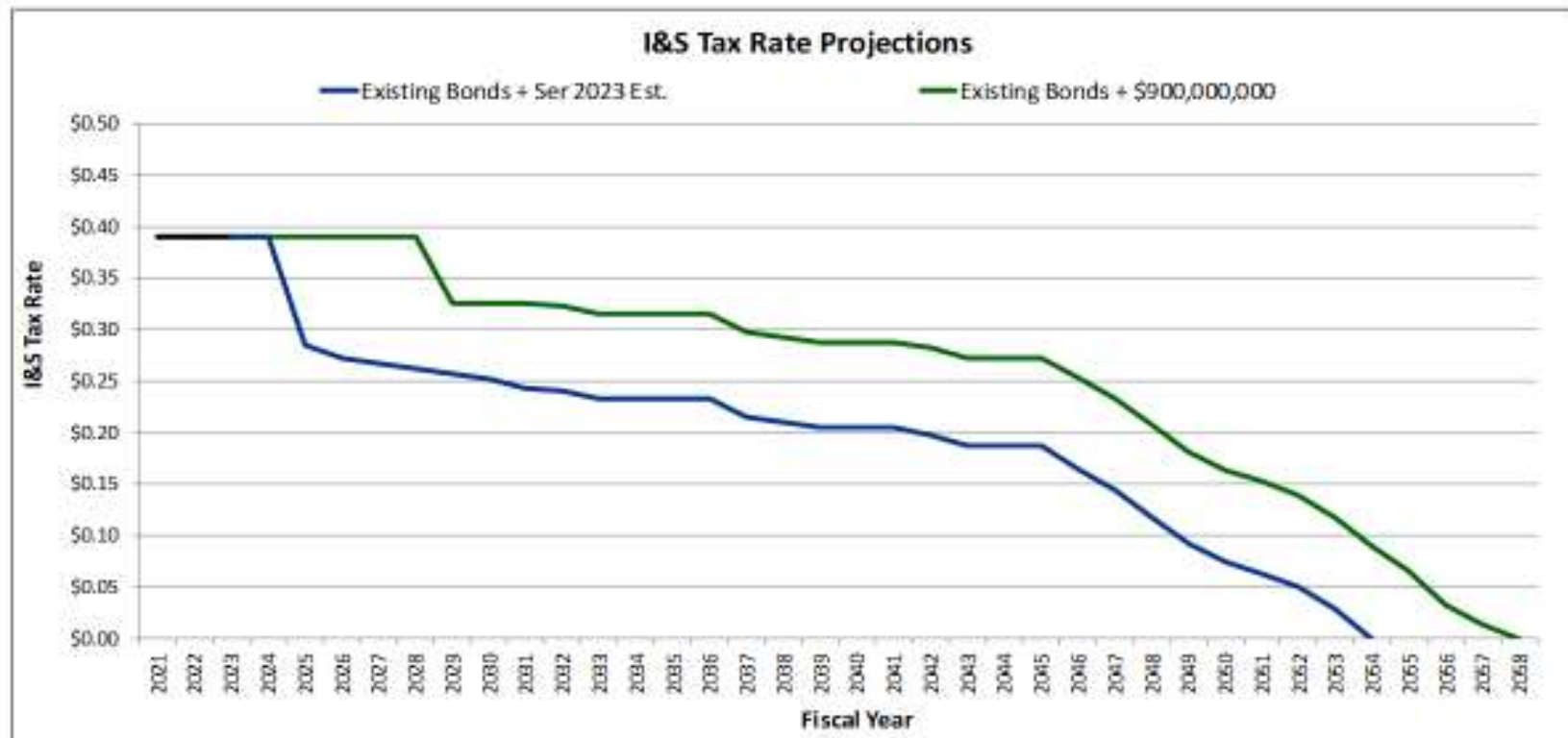
1	2	3	4	5	6	7
KISD 2021 Bond Authorization	<b>FINAL</b> 11/17/2021 30 Yr @ <b>2.388%</b>	<b>FINAL</b> 5/24/2022 30 Yr @ <b>3.867%</b>	<b>PROJECTED</b> Issued: 5/1/23 30 Yr @ 5.00%	<b>PROJECTED</b> Maximum I&S Tax Rate	Pre-Bond Election FYE 2021 I&S Tax Rate	I&S Tax Rate Increase
\$ 676,226,420	\$ 145,000,000	\$ 274,980,000	\$ 256,246,420	\$ 0.3900	- \$ 0.3900	= \$ -



\* - Issuance timing and amounts subject to change

## Prospective \$900,000,000 November 2023 Bond Election Scenario

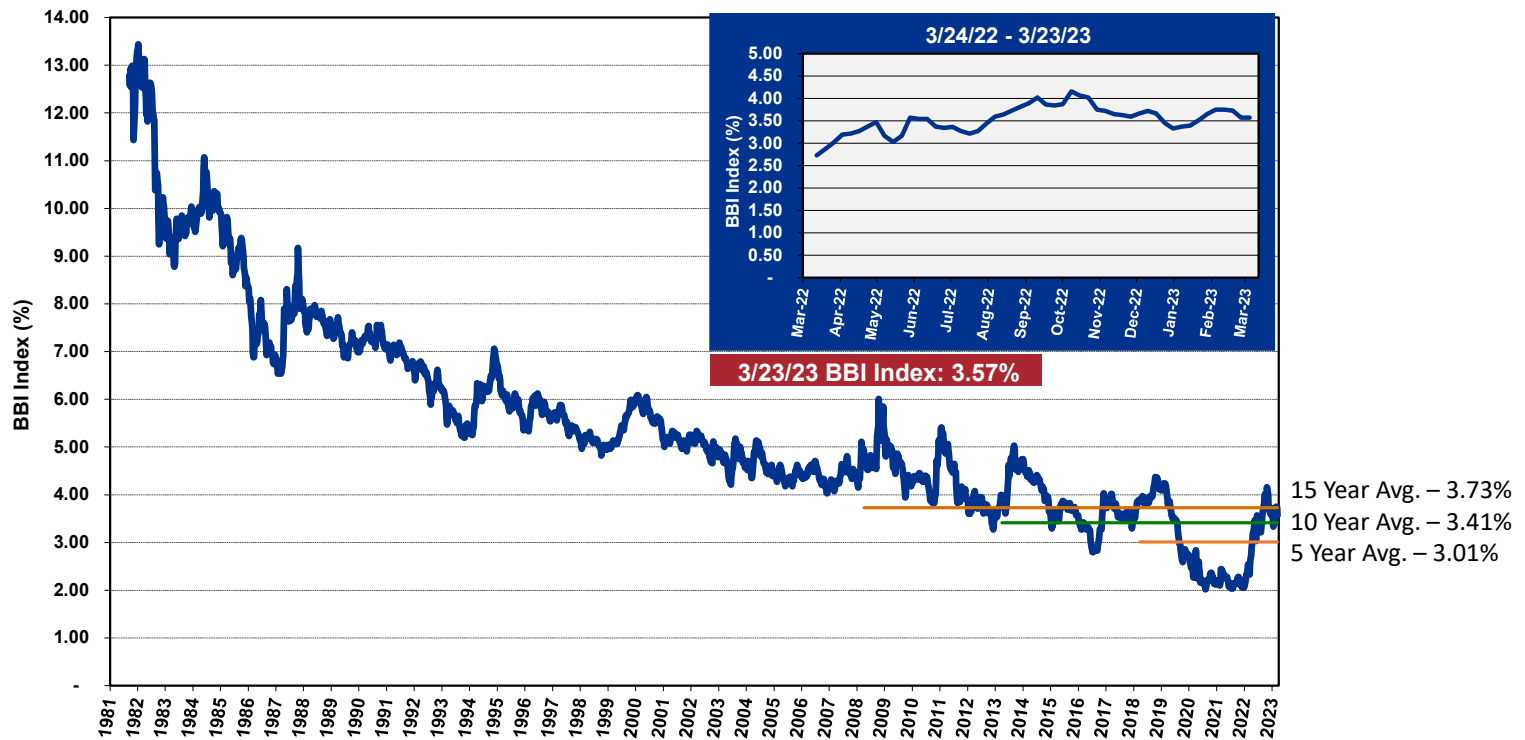
	1	2	3	4	5	6	7	8	
Prospective KISD 2023 Bond Authorization		<b>PROJECTED</b> 5/15/2024 30 Yr @ 5.00%	<b>PROJECTED</b> 5/15/2025 30 Yr @ 5.00%	<b>PROJECTED</b> 5/15/2026 30 Yr @ 5.00%	<b>PROJECTED</b> 5/15/2027 30 Yr @ 5.00%	<b>PROJECTED</b> Maximum I&S Tax Rate	Pre-Bond Election FYE 2023 I&S Tax Rate	I&S Tax Rate Increase	
\$ 900,000,000	\$ 250,000,000	\$ 300,000,000	\$ 200,000,000	\$ 150,000,000	\$ 0.3900	- \$ 0.3900	= \$	-	



\* - Issuance timing and amounts subject to change

# Long-Term Tax-Exempt Interest Rates – Bond Buyer 20 Year Index

**Bond Buyer 20 Year GO Index  
September 1981 - March 23, 2023**



**Bond Buyer 20 Year GO Index is a weekly index estimating the composite yield on 20 general obligation bonds rated "A" or better.**

*This graph depicts historical interest rates. Future interest rates are dependent upon many factors such as, but not limited to, interest rate trends, tax rates, the supply and demand of short term securities, changes in laws, rules and regulations, as well as changes in credit quality and rating agency considerations. The effect of changes in such factors individually or in any combination could materially affect the relationships and effective interest rates. These results should be viewed with these potential changes in mind as well as the understanding that there may be interruptions in the short term market or no market may exist at all.*

## Table Talk

---

### Table Talk

(5 MINUTES TO DEVELOP  
A TABLE QUESTION)





Q/A

---

## Q&A Process

(20 MINUTES TO ASK QUESTIONS AT MIC)



# FINANCIAL CAPACITY

---

**Thank you!**

# BOND PROJECT CATEGORIES REVIEW

---



PRESENTED BY:

DR. KEN GREGORSKI  
SUPERINTENDENT



# PROPOSED BOND 2023 PROJECT CATEGORIES

---

New Facilities

Component Replacements

Existing Facilities

Technology

Safety & Security

Other

(Infrastructure, buses,  
furniture replacement)