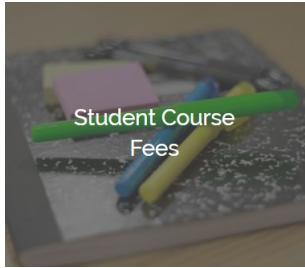



Katy Independent School District A+ PAY N' GO

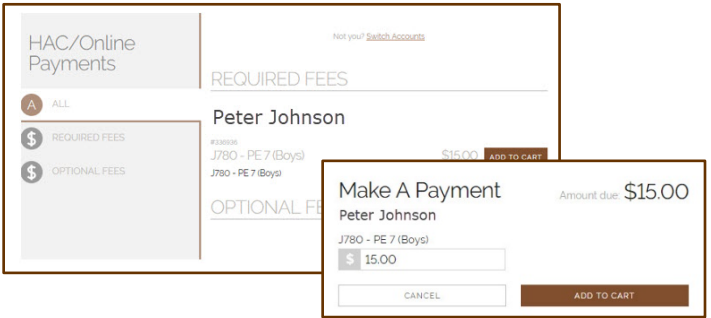


Student Course Fee Payments



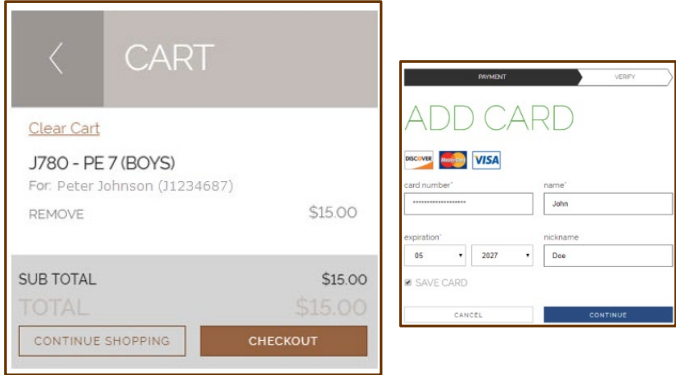
Visit the Web Store

- Access the A+ Pay N' Go Web Store from the Katy ISD Website: www.katyisd.org
- Log in to the **Web Store**.
 - For first time customers, please click **Create New Account**.
 - Your email address and password will be used to log in for future transactions.
- Click on the **Student Course Fees** link to make a fee payment.
- Log in to **Online Payments** using your Last Name and HAC (Home Access Center) login.
 - If you do not know your HAC login, contact your school's registrar.



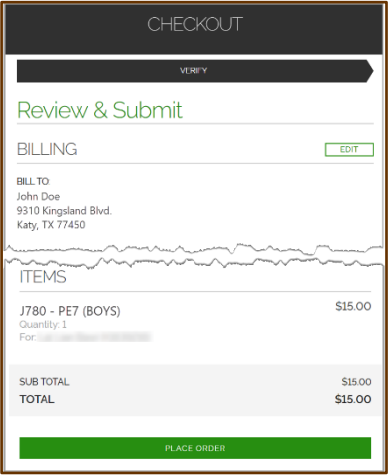
Make Payments

- To make payments, click on **Add to Cart** for the assigned fee you want to pay.
- The fee amount will be displayed, click **Add to Cart**.
- Confirm all items in the cart and click **CHECKOUT** to proceed to the Web Store.
- Enter your payment information and click **CONTINUE**.



Checkout

- After verifying your information, click **PLACE ORDER** to process your transaction and view your receipt.
- An email receipt will automatically be sent to the email address associated with your A+ Pay N' Go account.



Please Note

- **Allow 2-hours for payments to be reflected.**
- Previous Web Store transactions can be viewed by clicking the My Account link and logging in to your account.