

MyKatyCloud: Guide

MyKaty Cloud is a web portal that provides Katy ISD Staff and Students with a single sign-in location to access all district applications and educational resources. MyKaty will be available anywhere the user has internet access. It is compatible with all major operating systems such as Windows, iOS, and Android, allowing you to access the cloud with all of your available devices.

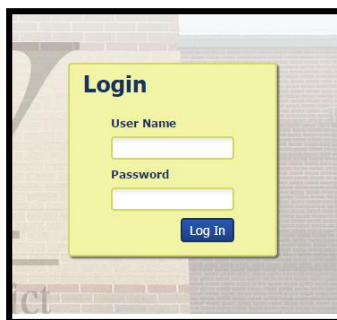
To access MyKaty, click the link below or type the URL in to your web browser:

<https://mykaty.katyisd.org/>

It may also be accessed through the **district website**.



Login to MyKaty using your Katy ISD ID and network password.

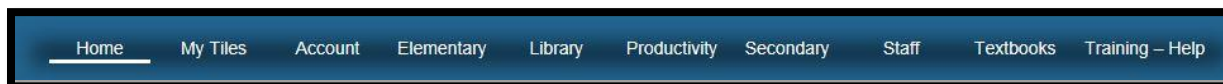


Applications Available

The applications available to you in MyKaty are based on your login credentials. Students will only see student applications and resources. Staff will see all, however you will only have access to the applications you currently use.

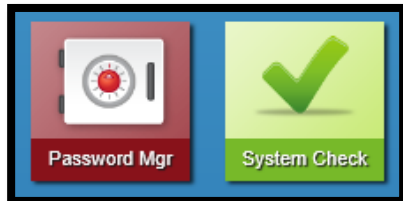
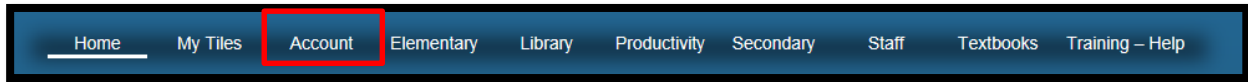
Menu Bar

There is what you will use to access different sections in the cloud.



Account Menu

To manage your passwords or to do a system check select the Account tab.



Password Manager

- Select the **Password Manager Tile**.
- Confirm your identity by typing in your district password and then click the **submit button**.



- A list of applications will appear on the **left side** of the screen.
- Select an application and enter the **username and password**.



- Select the **Update Stored Passwords** button.
- Click the **X** on the top right to close the Password Manager.



System Check

- **Select** the **System Check Tile** and this screen will appear. The screen information may be requested by technology personnel for troubleshooting purposes.
- To **exit** this screen select the **X** in the top right corner.



Students

Many applications are available for **elementary** and **secondary** students by selecting the appropriate tab on the **menu bar**.

Elementary

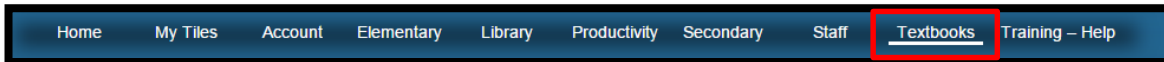


Secondary

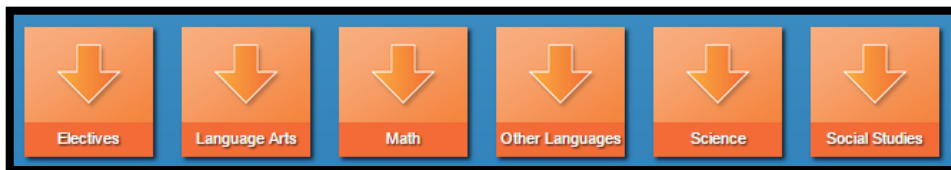


Textbooks Tab

The Textbooks tab, allows students to access online textbooks.



Select a **textbook folder** and the books available in that folder will be displayed. If you do not see a textbook for your course, it is because an online version of that textbook is currently not available.



On the bottom left of the page, **navigation arrows** are displayed to return to all folders.



Employees

Non-exempt employees may not use MyKaty or other cloud applications to complete work-related jobs after hours.

All after-hours work must be preapproved by the employee's supervisor.

Confidential information or any information which is protected by [FERPA](#) should only be saved on District drives and not to cloud drives such as Google and One-Drive.